

Information Note to the Press (Press Release No. 66 /2010)

TELECOM REGULATORY AUTHORITY OF INDIA

New Delhi, 24th December 2010

For Immediate release

Website :- www.trai.gov.in

Telecom Subscription Data as on 31st October 2010

- ❖ **Total Telephone subscriber base reaches 742.12 Million**
 - **Wireless subscription reaches 706.69 Million**
 - **Wireline subscription declines to 35.43 Million**
- ❖ **18.98 Million new additions in wireless**
- ❖ **Overall Tele-density reaches 62.51**
- ❖ **Broadband subscription is 10.52 million**

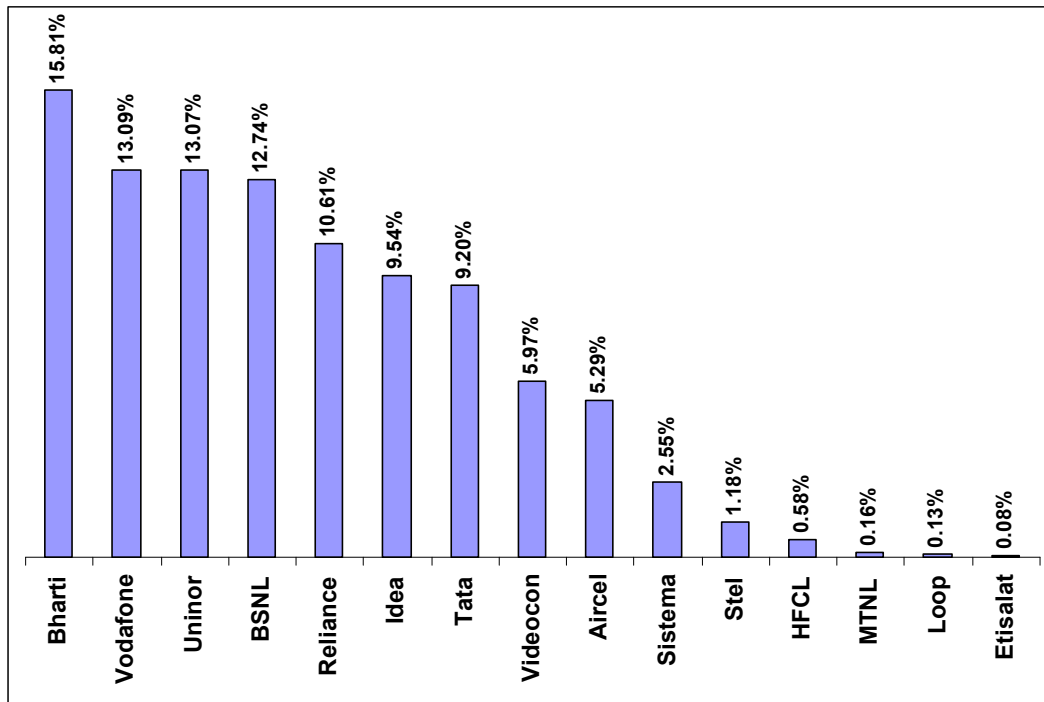
The number of telephone subscribers in India increased to **742.12** Million at the end of October 2010 from 723.28 Million in September-2010, thereby registering a growth rate of 2.61%. With this, ***the overall Tele-density in India reaches 62.51***

Wireless Segment (GSM, CDMA & FWP)

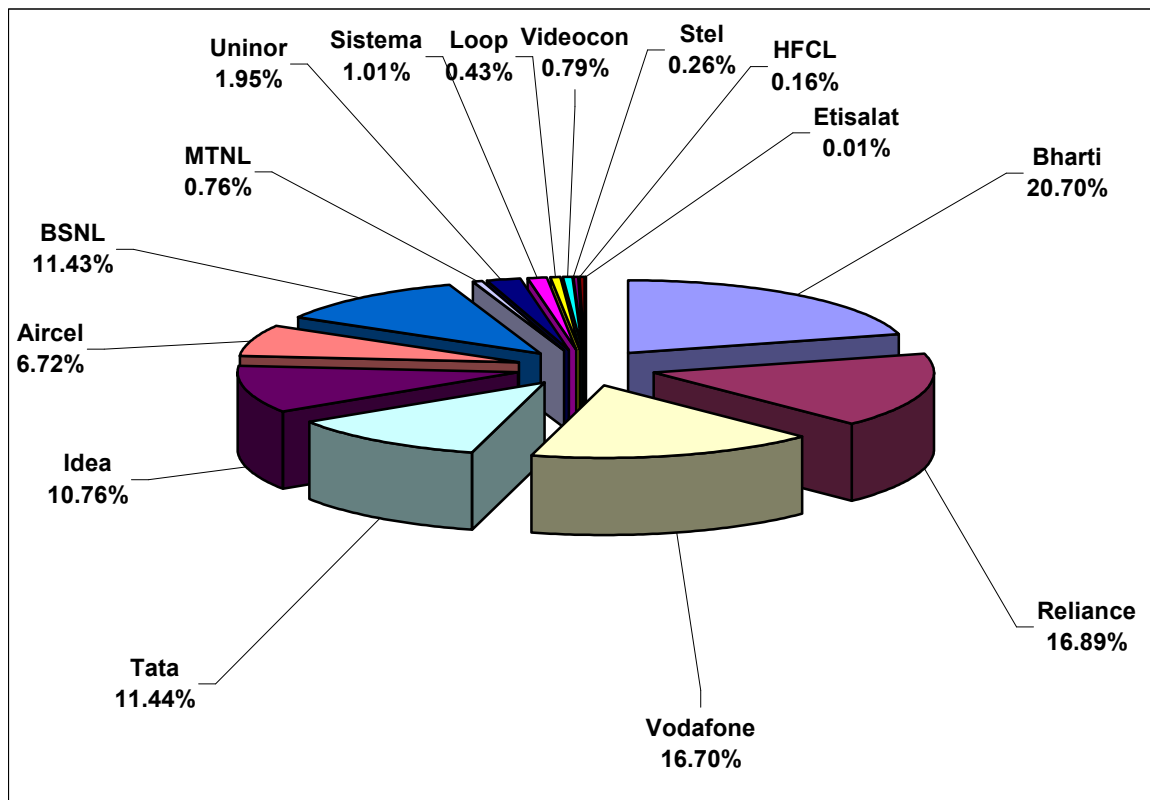
Wireless subscriber base increased from 687.71 Million in September-2010 to 706.69 Million at the end of October-2010 registering a growth of 2.76%. Wireless Tele-density stands at 59.52. Detailed statistics is at Annexure-I.

Wireless Service:

A. Service Providers' share in net additions during the month of October-2010



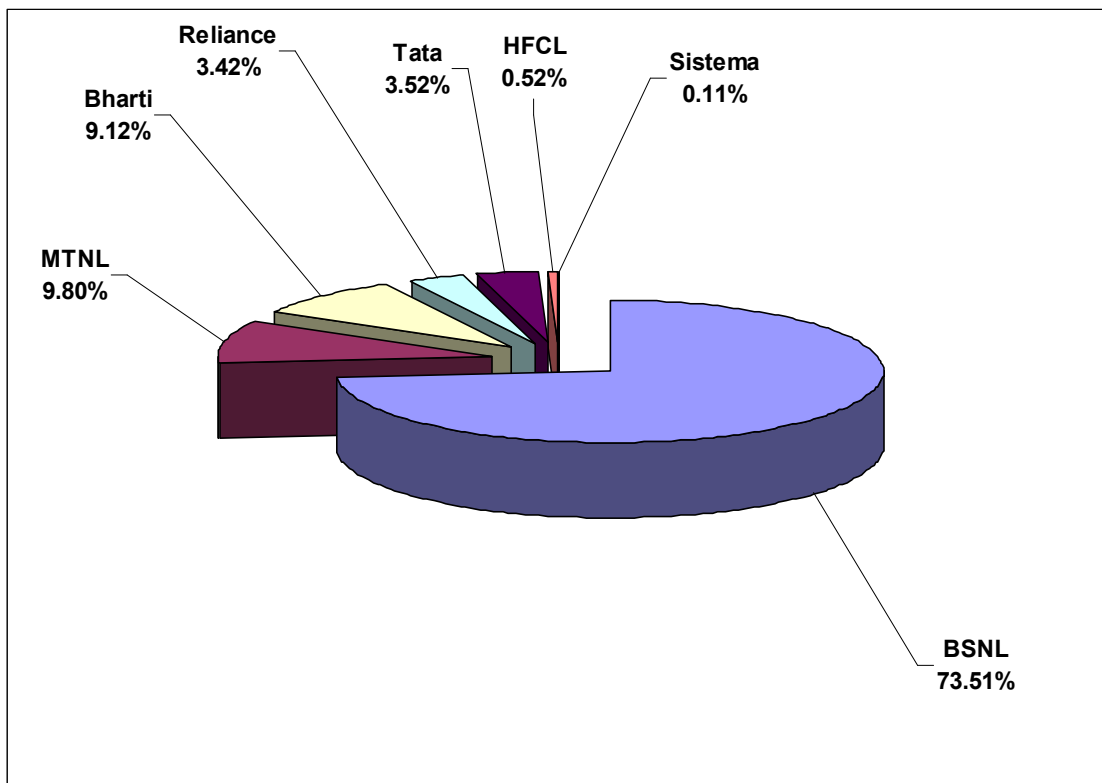
B. Service Provider wise Market Share as on 31.10.10



Wireline Segment

Wireline subscriber base declined from 35.57 Million in September-2010 to 35.43 Million at the end of October-2010. BSNL/MTNL, two PSU operators hold 83.31% of the Wireline market share. Overall Wireline teledensity is 2.98. Detailed statistics is at Annexure-II.

Service Provider wise Market Share as on 31-10-2010



Category wise Net Additions during the Month of October-2010

| Category | Net Additions | |
|------------------|----------------|-----------------|
| | Wireline | Wireless |
| Circle A | -63045 | 6409004 |
| Circle B | -58639 | 7721855 |
| Circle C | -20355 | 2758978 |
| Metro | 4321 | 2090963 |
| All India | -137718 | 18980800 |

Category-wise Growth Rate in Access Service

| Category | Monthly Rate of Growth (September-2010 to October-2010) | | Yearly rate of growth (October-2009 to October-2010) | |
|------------------|--|--------------|---|----------|
| | Wireline | Wireless | Wireline | Wireless |
| Circle A | -0.46% | 2.59% | -3.41% | 40.1% |
| Circle B | -0.50% | 2.91% | -9.91% | 48.6% |
| Circle C | -0.66% | 3.05% | -5.76% | 53.0% |
| Metro | 0.06% | 2.49% | 1.69% | 38.5% |
| All India | -0.39% | 2.76% | -4.90% | 44.7% |

Broadband (\geq 256 Kbps download)

Total Broadband subscriber base has increased from 10.29 million in September-2010 to 10.52 million in October-2010, there by showing a growth of 2.24%.

Note: Information in the Press Release is based on the data provided by the Service Providers/
Service Providers' Association.

Contact details in case of any clarification:

Raj Pal, Advisor (ER), TRAI
Mahanagar Doorsanchar Bhawan
Jawahar Lal Nehru Marg,
New Delhi – 110002
Ph: 011-23230752
Fax: 011-23236650
E-mail: adveco@trai.gov.in

Authorised to issue.

(Raj Pal)

Wireless Subscriber Base
Page 1 of 3

| Circle | Group | | | | | | | | | | | |
|--|--------------------|--------------------|--------------------|--------------------|--------------------|--------------------|-------------------|-------------------|-------------------|-------------------|-------------------|-------------------|
| | Bharti | | Reliance | | Vodafone | | Tata | | Idea | | Aircel / Dishnet | |
| | Sep-10 | Oct-10 | Sep-10 | Oct-10 | Sep-10 | Oct-10 | Sep-10 | Oct-10 | Sep-10 | Oct-10 | Sep-10 | Oct-10 |
| Andhra Pradesh | 14,417,840 | 14608619 | 7839468 | 7984988 | 6,626,786 | 6718314 | 8,428,925 | 8545399 | 7,075,631 | 7206358 | 1,534,492 | 1609697 |
| Assam | 2,710,036 | 2735192 | 1969515 | 1993771 | 1,065,719 | 1074489 | 110,150 | 108041 | 175,362 | 180130 | 2,896,025 | 2861607 |
| Bihar | 12,901,274 | 13302610 | 7441754 | 7558750 | 4,058,424 | 4200585 | 4,596,786 | 4800075 | 3,738,930 | 3832430 | 3,999,191 | 4080927 |
| Delhi | 7,077,884 | 7305310 | 7022048 | 7039627 | 6,024,698 | 6153573 | 5,554,031 | 5594908 | 3,035,326 | 3104078 | 1,666,398 | 1725682 |
| Gujarat | 6,008,563 | 6024597 | 6513415 | 6568511 | 12,327,687 | 12770142 | 2,910,342 | 3051517 | 6,000,166 | 6035054 | 36,947 | 107286 |
| Himachal Pradesh | 1,468,592 | 1496903 | 1294178 | 1321706 | 251,494 | 261481 | 266,002 | 285241 | 344,923 | 368991 | 668,579 | 698678 |
| Haryana | 1,660,048 | 1802715 | 3087365 | 3096564 | 3,274,177 | 3369722 | 2,794,804 | 2822878 | 2,471,611 | 2531310 | 159,346 | 207126 |
| J & K | 1,772,077 | 1812822 | 318068 | 332024 | 256,127 | 279310 | 84,717 | 86909 | 71,833 | 73993 | 1,544,931 | 1518884 |
| Karnataka | 13,470,973 | 13539942 | 6792171 | 6827378 | 5,735,240 | 5829240 | 6,788,579 | 6839083 | 3,121,463 | 3251563 | 1,274,713 | 1313178 |
| Kerala | 3,352,122 | 3365867 | 3700958 | 3685887 | 4,709,123 | 4790468 | 2,613,756 | 2626554 | 6,002,217 | 6026970 | 1,740,945 | 1769742 |
| Kolkata | 3,004,451 | 3043344 | 3954363 | 4070401 | 3,881,490 | 3921503 | 2,893,384 | 2972034 | 771,790 | 818625 | 1,540,301 | 1577855 |
| Madhya Pradesh | 7,719,594 | 7919818 | 9476357 | 9597675 | 2,276,334 | 2295282 | 4,189,825 | 4297964 | 8,401,422 | 8661558 | 289,114 | 350764 |
| Maharashtra | 7,269,397 | 7505521 | 8101673 | 8291210 | 8,607,685 | 8983227 | 9,034,901 | 9209901 | 10,551,511 | 10801590 | 786,126 | 811931 |
| Mumbai | 3,207,499 | 3222543 | 6720923 | 6860654 | 5,368,727 | 5445004 | 5,334,363 | 5510881 | 1,803,591 | 1804517 | 1,273,102 | 1329692 |
| North East | 1,657,241 | 1677624 | 565444 | 579696 | 647,660 | 650331 | 76,328 | 77012 | 86,595 | 93294 | 1,902,068 | 1870709 |
| Orissa | 4,905,816 | 4971562 | 2989444 | 3134524 | 1,251,768 | 1301891 | 2,349,056 | 2412619 | 810,952 | 866310 | 2,165,496 | 2206149 |
| Punjab | 5,403,251 | 5507668 | 3162686 | 3311029 | 3,491,130 | 3555490 | 2,897,137 | 2917829 | 3,759,869 | 3908415 | 176,166 | 259519 |
| Rajasthan | 11,084,801 | 11417978 | 6047826 | 6316718 | 8,033,143 | 8073857 | 3,150,235 | 3324073 | 2,519,682 | 2589313 | 85 | 773 |
| Tamil Nadu | 11,722,611 | 11951482 | 6942807 | 7112224 | 10,130,663 | 10293087 | 4,784,586 | 4814866 | 1,201,183 | 1201404 | 17,781,916 | 17993629 |
| U.P.(E) | 10,812,901 | 10994753 | 10158674 | 10315949 | 11,769,526 | 11975236 | 3,719,266 | 3808712 | 4,423,834 | 4575697 | 1,309,135 | 1372830 |
| U.P.(W) | 5,000,380 | 5201265 | 7611561 | 7621775 | 7,351,792 | 7502270 | 4,170,228 | 4291396 | 6,613,009 | 6758705 | 1,212,042 | 1262036 |
| West Bengal | 6,664,921 | 6884943 | 5626672 | 5730377 | 8,413,649 | 8593666 | 2,324,315 | 2419406 | 1,232,607 | 1333246 | 2,558,260 | 2590935 |
| Total | 143,292,272 | 146,293,078 | 117,337,370 | 119,351,438 | 115,553,042 | 118,038,168 | 79,071,716 | 80,817,298 | 74,213,507 | 76,023,551 | 46,515,378 | 47,519,629 |
| Net Additions during October - 2010 | | 3,000,806 | | 2,014,068 | | 2,485,126 | | 1,745,582 | | 1,810,044 | | 1,004,251 |

Wireless Subscriber Base
Page 2 of 3

| Circle | Group | | | | | | | | | | | |
|--|-------------------|------------------|------------------|------------------|-------------------|-------------------|------------------|------------------|------------------|------------------|------------------|------------------|
| | BSNL | | MTNL | | Uninor | | Sistema | | Loop | | Videocon | |
| | Sep-10 | Oct-10 | Sep-10 | Oct-10 | Sep-10 | Oct-10 | Sep-10 | Oct-10 | Sep-10 | Oct-10 | Sep-10 | Oct-10 |
| Andhra Pradesh | 5,477,382 | 5721409 | | | 1,223,875 | 1458916 | 109,336 | 143156 | | | 16 | 16 |
| Assam | 1,274,691 | 1290578 | | | | | | | | | | |
| Bihar | 5,282,138 | 5432599 | | | 1,395,209 | 1674415 | 487,686 | 545612 | | | 20 | 20 |
| Delhi | | | 2,529,056 | 2550518 | | | 574,998 | 598483 | | | | |
| Gujarat | 3,519,839 | 3567717 | | | 708,884 | 934811 | | | | | 834,160 | 1093625 |
| Himachal Pradesh | 1,496,931 | 1551146 | | | | | | | | | 3,600 | 12757 |
| Haryana | 2,870,886 | 2940244 | | | | | 75,832 | 85372 | 53 | 53 | 760,000 | 922754 |
| J & K | 688,642 | 708186 | | | | | | | | | | |
| Karnataka | 4,565,952 | 4705207 | | | 699,924 | 789961 | 634,397 | 702834 | | | 15 | 15 |
| Kerala | 4,924,381 | 5452748 | | | 410,569 | 450986 | 287,615 | 337512 | | | 330,233 | 420100 |
| Kolkata | 2,113,108 | 2174329 | | | 498,787 | 674514 | 505,206 | 535293 | 90 | 122 | | |
| Madhya Pradesh | 4,638,691 | 4665310 | | | | | | | 63 | 65 | 309,682 | 499977 |
| Maharashtra | 5,520,117 | 5679277 | | | 640,160 | 912390 | 196,080 | 191196 | | | 20 | 20 |
| Mumbai | | | 2,782,198 | 2791521 | 443,168 | 599408 | 371,347 | 372463 | 2983482 | 3008970 | 983,734 | 1203479 |
| North East | 1,246,301 | 1279929 | | | | | | | | | | |
| Orissa | 3,133,889 | 3279078 | | | 486,058 | 559867 | | | 96 | 101 | 20 | 20 |
| Punjab | 4,045,231 | 4102645 | | | | | | | 35 | 35 | | |
| Rajasthan | 5,144,946 | 5256724 | | | | | 1,641,269 | 1664520 | 80 | 99 | 20 | 20 |
| Tamil Nadu | 6,660,671 | 6850640 | | | 883,967 | 1005360 | 843,605 | 980900 | | | 1,260,562 | 1463002 |
| U.P.(E) | 9,183,970 | 9378511 | | | 1,907,886 | 2199881 | | | | | 100 | 154 |
| U.P.(W) | 3,858,097 | 3974608 | | | 1,340,291 | 1619911 | | | | | 70 | 173 |
| West Bengal | 2,675,862 | 2729050 | | | 628,882 | 867880 | 911,099 | 964424 | | | 20 | 20 |
| Total | 78,321,725 | 80739935 | 5,311,254 | 5,342,039 | 11,267,660 | 13,748,300 | 6,638,470 | 7,121,765 | 2,983,899 | 3,009,445 | 4,482,272 | 5,616,152 |
| Net Additions during October - 2010 | | 2,418,210 | | 30,785 | | 2,480,640 | | 483,295 | | 25,546 | | 1,133,880 |

Wireless Subscriber Base

Page 3 of 3

| Circle | Group | | | | | | Circle-wise Total | | |
|--|------------------|------------------|------------------|------------------|------------------|---------------|--------------------|--------------------|-------------------|
| | Stel | | HFCL | | Etisalat/Allianz | | Sep-10 | Oct-10 | Net Addition |
| | Sep-10 | Oct-10 | Sep-10 | Oct-10 | Sep-10 | Oct-10 | | | |
| Andhra Pradesh | | | | | 2,765 | 3507 | 52,736,516 | 54,000,379 | 1,263,863 |
| Assam | 25,866 | 41009 | | | | | 10,227,364 | 10,284,817 | 57,453 |
| Bihar | 769,225 | 880587 | | | 2,233 | 2681 | 44,672,870 | 46,311,291 | 1,638,421 |
| Delhi | | | | | 7,388 | 8186 | 33,491,827 | 34,080,365 | 588,538 |
| Gujarat | | | | | 4,344 | 5402 | 38,864,347 | 40,158,662 | 1,294,315 |
| Himachal Pradesh | 311,841 | 362078 | | | | | 6,106,140 | 6,358,981 | 252,841 |
| Haryana | | | | | 1,695 | 2174 | 17,155,817 | 17,780,912 | 625,095 |
| J & K | | | | | | | 4,736,395 | 4,812,128 | 75,733 |
| Karnataka | | | | | 3,398 | 4287 | 43,086,825 | 43,802,688 | 715,863 |
| Kerala | | | | | 1,104 | 1311 | 28,073,023 | 28,928,145 | 855,122 |
| Kolkata | | | | | | | 19,162,970 | 19,788,020 | 625,050 |
| Madhya Pradesh | | | | | 5,572 | 7483 | 37,306,654 | 38,295,896 | 989,242 |
| Maharashtra | | | | | 4,526 | 5839 | 50,712,196 | 52,392,102 | 1,679,906 |
| Mumbai | | | | | 2,116 | 2493 | 31,274,250 | 32,151,625 | 877,375 |
| North East | 6,999 | 13373 | | | | | 6,188,636 | 6,241,968 | 53,332 |
| Orissa | 528,341 | 570013 | | | | | 18,620,936 | 19,302,134 | 681,198 |
| Punjab | | | 1,022,944 | 1132477 | 2,289 | 2850 | 23,960,738 | 24,697,957 | 737,219 |
| Rajasthan | | | | | 4,534 | 5709 | 37,626,621 | 38,649,784 | 1,023,163 |
| Tamil Nadu | | | | | 3,900 | 4934 | 62,216,471 | 63,671,528 | 1,455,057 |
| U.P.(E) | | | | | 5,228 | 6882 | 53,290,520 | 54,628,605 | 1,338,085 |
| U.P.(W) | | | | | 5,491 | 7091 | 37,162,961 | 38,239,230 | 1,076,269 |
| West Bengal | | | | | | | 31,036,287 | 32,113,947 | 1,077,660 |
| Total | 1,642,272 | 1,867,060 | 1,022,944 | 1,132,477 | 56,583 | 70,829 | 687,710,364 | 706,691,164 | 18,980,800 |
| Net Additions during October - 2010 | | 224,788 | | 109,533 | | 14,246 | | 18,980,800 | |

| Circle | GROUP | | | | | | | | | | | | | | | Circle-wise Total | | |
|--|-----------------|-----------------|------------------|------------------|------------------|----------------|------------------|----------------|------------------|----------------|----------------|---------------|---------------|--------------|-------------------|-------------------|-----------------|--|
| | BSNL | | MTNL | | Bharti | | Reliance | | Tata | | HFCL | | Sistema | | Sep-10 | Oct-10 | Net Addition | |
| | Sep-10 | Oct-10 | Sep-10 | Oct-10 | Sep-10 | Oct-10 | Sep-10 | Oct-10 | Sep-10 | Oct-10 | Sep-10 | Oct-10 | Sep-10 | Oct-10 | Sep-10 | Oct-10 | Net Addition | |
| Andhra Pradesh | 2,034,108 | 2020770 | | | 121897 | 123392 | 83741 | 84330 | 152285 | 153114 | | | | | 2,392,031 | 2381606 | -10,425 | |
| Assam | 295,293 | 285835 | | | | | | | 1239 | 1415 | | | | | 296,532 | 287250 | -9,282 | |
| Bihar | 1,353,544 | 1348510 | | | | | | | 3829 | 3966 | 8146 | 8328 | | | 1,365,519 | 1360804 | -4,715 | |
| Delhi | | | 1,546,202 | 1545429 | 1019937 | 1025072 | 173209 | 174172 | 51791 | 53625 | | | | | 2,791,139 | 2798298 | 7,159 | |
| Gujarat | 1,822,636 | 1778193 | | | 51910 | 52458 | 116662 | 116888 | 57043 | 58437 | | | | | 2,048,251 | 2005976 | -42,275 | |
| Himachal Pradesh | 339,434 | 338690 | | | | | 3741 | 3774 | 1532 | 1533 | | | | | 344,707 | 343997 | -710 | |
| Haryana | 661,235 | 647694 | | | 22930 | 22955 | 3732 | 3745 | 12370 | 12443 | | | | | 700,267 | 686837 | -13,430 | |
| J & K | 218,097 | 217564 | | | | | 18 | 18 | 128 | 128 | | | | | 218,243 | 217710 | -533 | |
| Karnataka | 2,053,135 | 2045162 | | | 481370 | 483919 | 102035 | 103290 | 110762 | 111061 | | | | | 2,747,302 | 2743432 | -3,870 | |
| Kerala | 3,227,547 | 3219655 | | | 53660 | 54001 | 53765 | 53181 | 10097 | 10275 | | | | | 3,345,069 | 3337112 | -7,957 | |
| Kolkata | 1,230,682 | 1223433 | | | 83871 | 84732 | 90972 | 89053 | 25292 | 26080 | | | | | 1,430,817 | 1423298 | -7,519 | |
| Madhya Pradesh | 1,124,325 | 1117133 | | | 303026 | 302769 | 33379 | 33009 | 4656 | 4655 | | | | | 1,465,386 | 1457566 | -7,820 | |
| Maharashtra | 2,549,308 | 2540477 | | | 67835 | 68232 | 87562 | 90149 | 189574 | 193087 | | | | | 2,894,279 | 2891945 | -2,334 | |
| Mumbai | | | 1,928,340 | 1926009 | 324626 | 325656 | 209610 | 212909 | 512964 | 515647 | | | | | 2,975,540 | 2980221 | 4,681 | |
| North East | 294,060 | 290231 | | | | | | | 123 | 155 | | | | | 294,183 | 290386 | -3,797 | |
| Orissa | 558,180 | 556672 | | | | | 3793 | 3876 | 5677 | 5784 | | | | | 567,650 | 566332 | -1,318 | |
| Punjab | 1,240,431 | 1234183 | | | 101359 | 102237 | 39692 | 38828 | 13254 | 13503 | 183042 | 183575 | | | 1,577,778 | 1572326 | -5,452 | |
| Rajasthan | 1,297,365 | 1279013 | | | 37990 | 38198 | 21431 | 21742 | 4382 | 4435 | | | 37092 | 37611 | 1,398,260 | 1380999 | -17,261 | |
| Tamil Nadu | 2,850,853 | 2844726 | | | 474572 | 477006 | 137815 | 137283 | 54441 | 54525 | | | | | 3,517,681 | 3513540 | -4,141 | |
| U.P.(E) | 1,394,572 | 1390992 | | | 47798 | 48138 | 34079 | 34103 | 10196 | 10382 | | | | | 1,486,645 | 1483615 | -3,030 | |
| U.P.(W) | 843,746 | 845300 | | | 23507 | 23577 | 5404 | 5490 | 5652 | 5733 | | | | | 878,309 | 880100 | 1,791 | |
| West Bengal | 826,646 | 820690 | | | | | 1459 | 1628 | 3175 | 3482 | | | | | 831,280 | 825800 | -5,480 | |
| Operator-wise Total | 26215197 | 26044923 | 3,474,542 | 3,471,438 | 3,216,288 | 3232342 | 1,205,928 | 1211434 | 1,234,779 | 1247827 | 183,042 | 183575 | 37,092 | 37611 | 35,566,868 | 35429150 | -137,718 | |
| Net Additions during October-2010 | | -170,274 | | -3,104 | | 16,054 | | 5,506 | | 13,048 | | 533 | | 519 | | -137,718 | | |