

**TELECOM REGULATORY AUTHORITY OF INDIA
(Quality of Service Division)**

Dated: 14th September, 2015

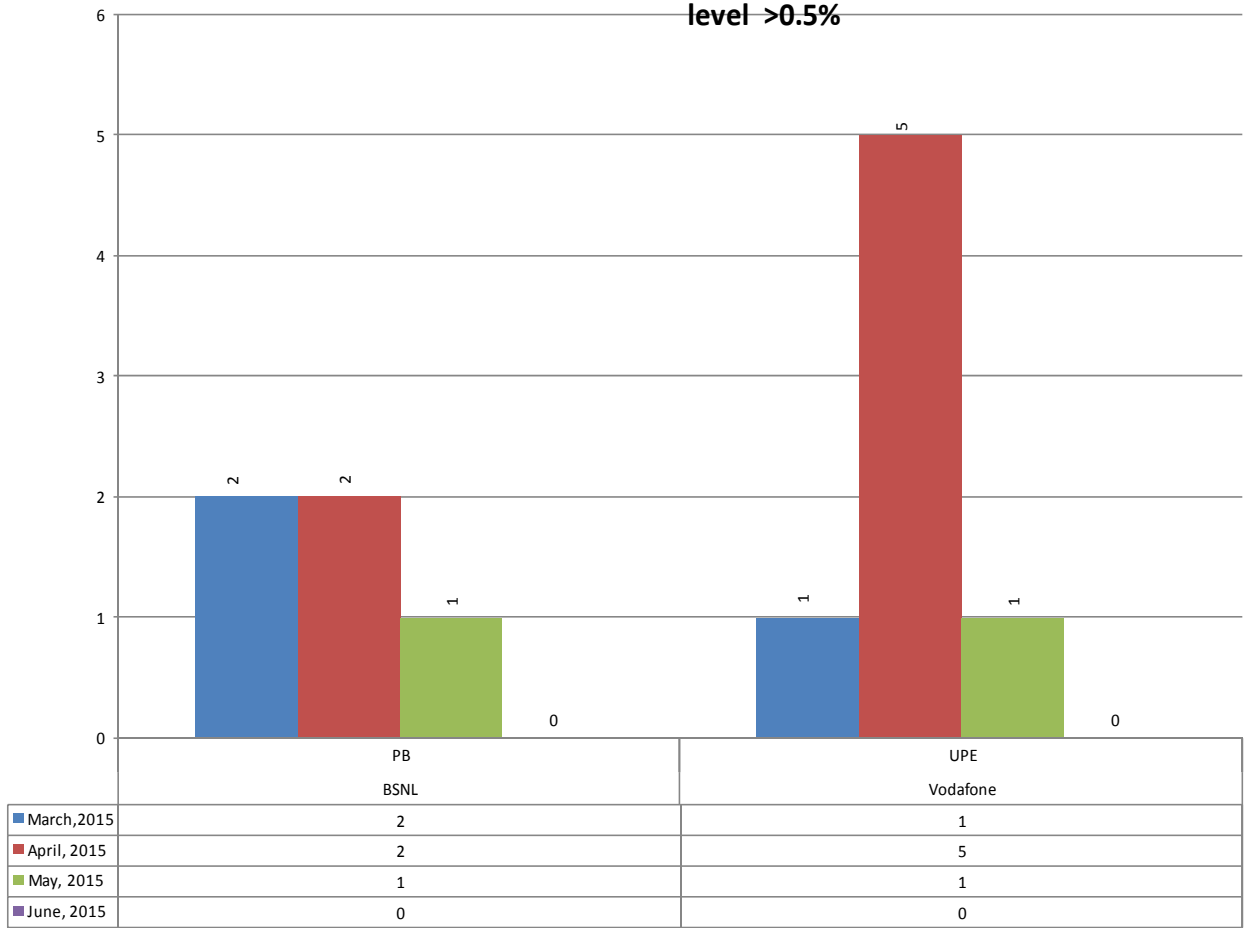
Point of Interconnection (POIs) Congestion report of the Cellular Mobile Telephone Service Providers (CMTS) and Basic Telephone Service (Wireline) Providers for the months of April, May & June, 2015.

TRAI has been monitoring the level of congestion at the Point of Interconnection (POI) between various service providers on monthly basis. This parameter signifies the ease with which a customer of one network is able to communicate with a customer of another network. This parameter also reflects as to how effective is the interconnection between two networks. The benchmark notified by TRAI in the QoS Regulations for this parameter is <0.5%. This means out of 200 calls between two operators only one call should face congestion. The result of the monitoring reveals that degree of congestion between the operators is generally within limit in most of the areas.

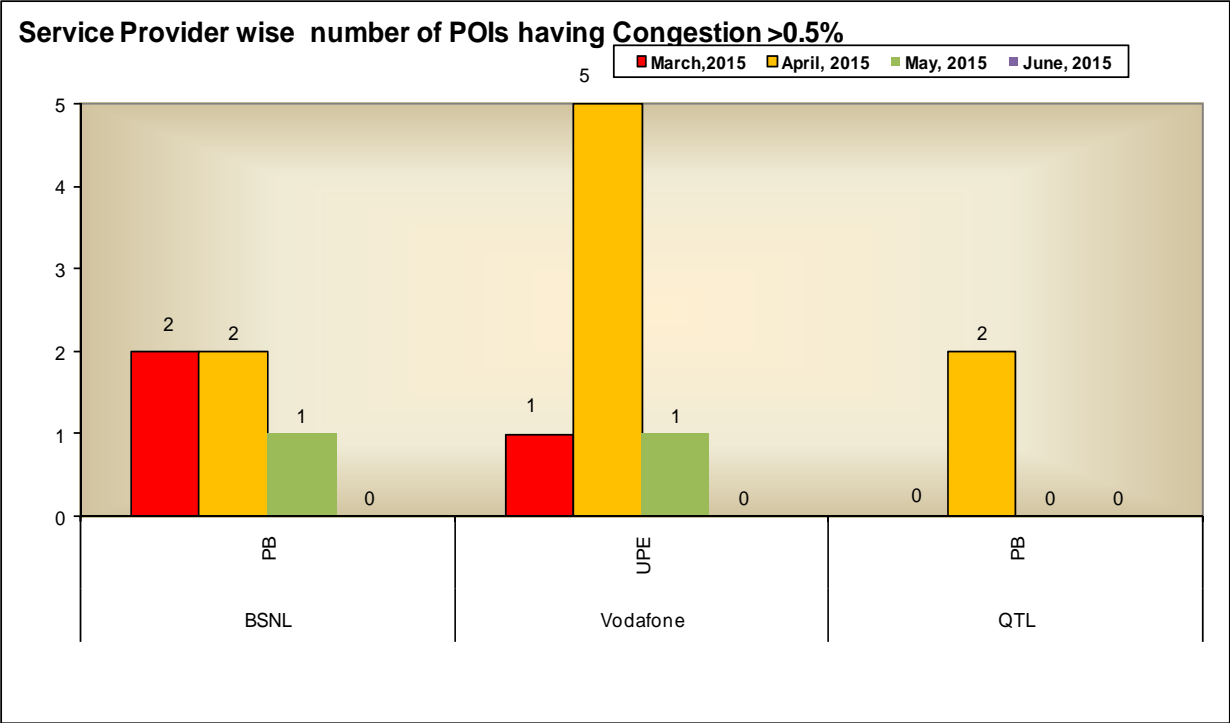
A. Cellular Mobile Telephone Service :

- Cellular Mobile Service Providers (CMSPs) have submitted their POIs Congestion Reports to TRAI for the months of April, May & June, 2015.
- This report includes only the Service Providers who do not meet TRAI's stipulated POI Congestion benchmark of <0.5% in any of their service area.
- The number of POIs having congestion has decreased from 3 POIs in March 2015 to nil POI in June, 2015.
- M/s BSNL has congestion in 2 POI in April 2015, 1 POI in May 2015 and nil POI in June, 2015.
- M/s Vodafone has congestion in 5 POIs in April, 2015, 1 POI in May and nil POI in June, 2015.
- M/s QTL has congestion in 2 POIs in April, 2015, nil POI in May and nil POI in June, 2015.
- The affected circles/states due to POI congestion are Punjab and UP (E).

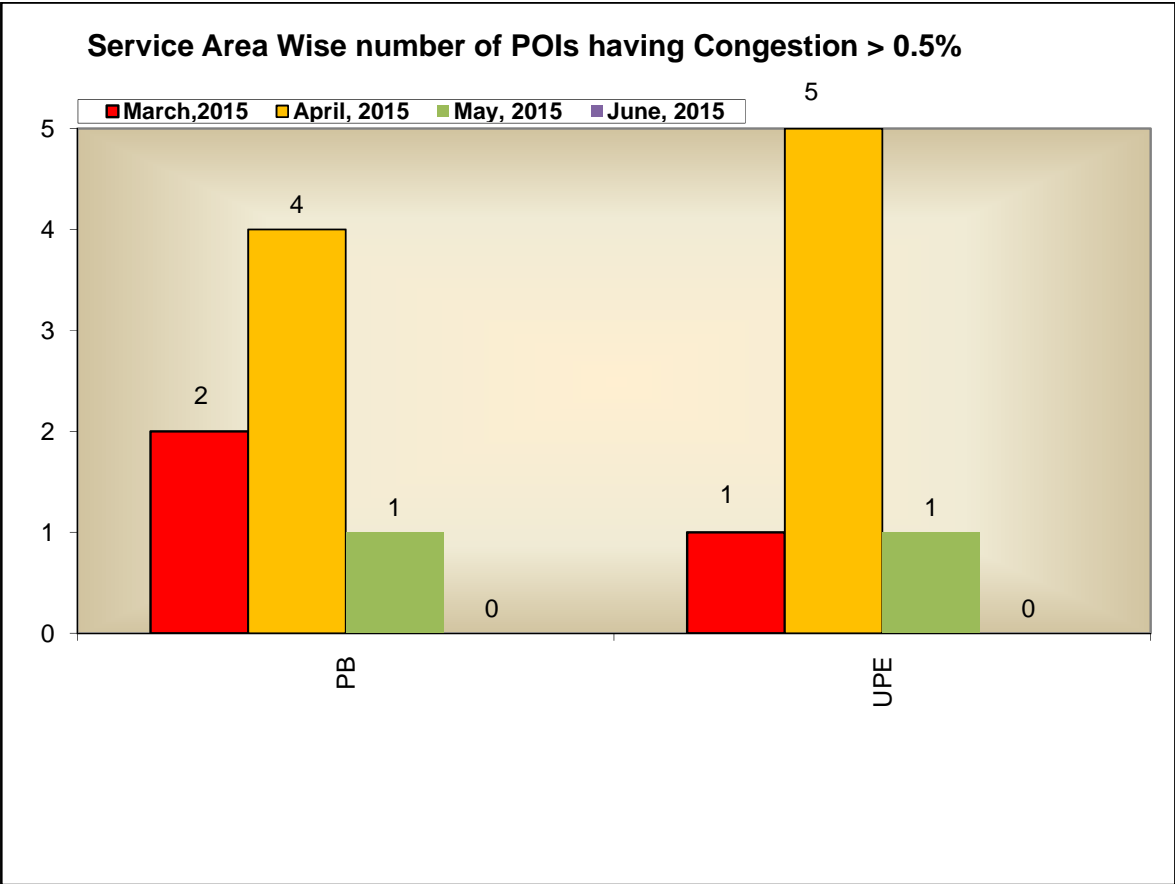
Service Provider wise & service Area wise number of POIs having Congestion level >0.5%



(ii) Service Provider wise POI Congestion (CMTS)



(iii) Service Area wise POI Congestion (CMTS)



Basic Telephone Service (Wireline) :

As per the Regulations, 2009, Basic Telephone Service (Wireline) Providers have submitted their POIs Congestion Reports to TRAI for the months of April, May & June, 2015.

- This report includes only the Service Providers who do not meet the TRAI's stipulated POI Congestion benchmark of <0.5% in any of their service area.
- The POI Congestion Report shows that the performance of the Basic Telephone Service (Wireline) providers with respect to the congestion on POIs in the month of June, 2015 has remained unchanged from Nil POIs in March, 2015 to Nil POIs in June, 2015.
- There are no affected Circles/ States due to POI congestion in any of the circles.

The non-provisioning and insufficient provisioning of telecom circuit resource as per traffic requirements leads to:

- inter-network congestion at the Point of Interconnection (POI)
- loss of calls
- repeated call attempts by consumers
- deterioration in Quality of Service (QoS)
- consumer dissatisfaction

Contact Address in case any clarification required:

Advisor (QoS & TD), TRAI
Mahanagar Doorsanchar Bhawan,
Jawahar Lal Nehru Marg (Old Minto Road),
New Delhi - 110002.
Telephone – 011 - 23230404

Authorised for issue

Advisor (QoS & TD)

Analysis - Service Provider wise (CMTS) No. of POI having congestion level 0.5% and >25%								
Operators	March, 2015		April, 2015		May, 2015		June, 2015	
	>0.5%	>25%	>0.5%	>25%	>0.5%	>25%	>0.5%	>25%
BSNL	2	0	2	0	1	0	0	0
Vodafone	1	0	5	0	1	0	0	0
QTL	0	0	2	0	0	0	0	0
Total	3	0	9	0	2	0	0	0

Analysis - Service Area wise (CMTS) No. of POI having congestion level 0.5% and >25%									
S. NO.	Circles	March, 2015		April, 2015		May, 2015		June, 2015	
		>0.5%	>25%	>0.5%	>25%	>0.5%	>25%	>0.5%	>25%
1	Punjab	2	0	4	0	1	0	0	0
2	UPE	1	0	5	0	1	0	0	0
Total		3	0	9	0	2	0	0	0

Annexure-A**POI Congestion Report (Cellular) of M/s BSNL for the month of April, May & June 2015**

Name of Circle and POIs	Benchmark <0.5%		
	April, 2015	May, 2015	June, 2015
Punjab			
<i>POI with Private Operators</i>			
<i>JALGMSS1 HFCLGSO</i>	6.60%	2.00%	-
<i>1151 (HF_GSM_9645)</i>	6.10%	-	-

POI Congestion Report (Cellular) of M/s Vodafone for the month of April, May & June 2015

Name of Circle and POIs	Benchmark <0.5%		
	April, 2015	May, 2015	June, 2015
UP (East)			
<i>POI with Private Operators</i>			
Aircel UPE	1.42%	-	-
Idea UPE	1.54%	-	-
CellOne UPE	1.13%	-	-
Uninor UPE	1.94%	0.56%	-
Airtel ICR	0.84%	-	-

POI Congestion Report (Cellular) of M/s QTL (GSM) for the month of April, May & June 2015

Name of Circle and POIs	Benchmark <0.5%		
	April, 2015	May, 2015	June, 2015
Punjab			
<i>POI with Private Operators</i>			
BSNL Punjab Cellone	14.35%	-	-
BSNL Punjab L-1 Tax	4.24%	-	-

Service Provider wise POI Congestion of Basic Telephone Service (Wireline)					
S. No.	Name of Service provider	March, 2015	April, 2015	May, 2015	June, 2015
1	Airtel	0	0	0	0
2	BSNL	0	0	0	0
3	MTNL	0	0	0	0
4	QTL	0	0	0	0
5	RCOM	0	0	0	0
6	RTL	0	0	0	0
7	Tata	0	0	0	0
Total		0	0	0	0