



Telecom Regulatory Authority of India

Yearly Performance Indicators Indian Telecom Sector 2022-2023

New Delhi, India
12th March, 2024

Mahanagar Doorsanchar Bhawan,
Jawahar Lal Nehru Marg, New Delhi-110002
Tel: +91-11- 23230752, Fax: +91-11- 23236650
Website: www.trai.gov.in

Table of Contents

Introduction	1
Snapshot	2
Excutive Summary	4
Chapter 1 : Subscription Data	11
Section A : Access Service - An Overview.....	12
Section B : Wireless Service	23
Section C : Wireline Service	33
Section D : Internet Service	46
Section E : Other Value Added Services - Public Mobile Radio Trunk Services (PMRTS) and Very Small Aperture Terminals (VSAT)	63
Chapter 2 : Wireless Revenue and Usage.....	66
Chapter 3 : Wireless Data Services	75
Chapter 4 : Financial Data of Telecom Service Sector.....	82
Chapter 5 : Performance of Cable TV, Direct-to-Home (DTH) and Radio Broadcasting Services.....	90
Annexures	99
Annexure 1.1: Wireless Subscriber Base	100
Annexure 1.2: Wireline Subscriber Base	101
Annexure 1.3: Service Area and Operator wise details of Public Call Offices (PCOs)	102
Annexure 1.4: Service area wise details of Village Public Telephones (VPTs).....	103
Annexure 1.5: Internet Service Provider(ISP) wise Internet Subscriber base.....	104
Annexure 1.6: Telecom Service Area-wise Public Wi-Fi Hotspots.....	132
Annexure 1.7: List of Service Providers which reported IP Telephony Minutes	133
Annexure 1.8: Service Area wise PMRTS subscriber Base.....	134
Annexure 5.1: MRP (in Rs.) of pay channels, offered by broadcasters to subscriber as reported to TRAI (as per New Regulatory Framework).....	135
Annexure 5.2: List of major MSOs/HITS Operators	147
Annexure 5.3: List of Pay DTH (Direct-to-Home) Operators.....	150
Annexure 5.4: List of existing cities with operational FM Radio Channels in India	151

Introduction

This Report presents the Key Parameters and growth trends for the Telecom Services in India for the financial year 2022-23. To provide a broad perspective on the Telecom Services and to serve as a reference document for various stakeholders, research agencies and analysts. Chapter-1 depicts the growth pattern, in terms of Subscriber base and Tele-density of Wireline, Wireless, Internet and Value Added Services (VAS). Chapter-2 covers the key revenue and usage parameters of Wireless services. Chapter-3 provides the analysis relating to the wireless data service and revenue from wireless data. Chapter-4 gives the financial data. The information relating to Cable TV, DTH & Radio Broadcast services is provided in Chapter-5.

3. The Report has been prepared based on the information furnished by the Service Providers. It is also available on TRAI's website (www.trai.gov.in under the link <http://www.trai.gov.in/release-publication/reports/performance-indicators-reports>). For any suggestion or clarification pertaining to this report, Shri Amit Sharma, Advisor (F&EA) may be contacted on Tele.: +91-11-23234367 or e-mail : advfea2@traigov.in.

Snapshot

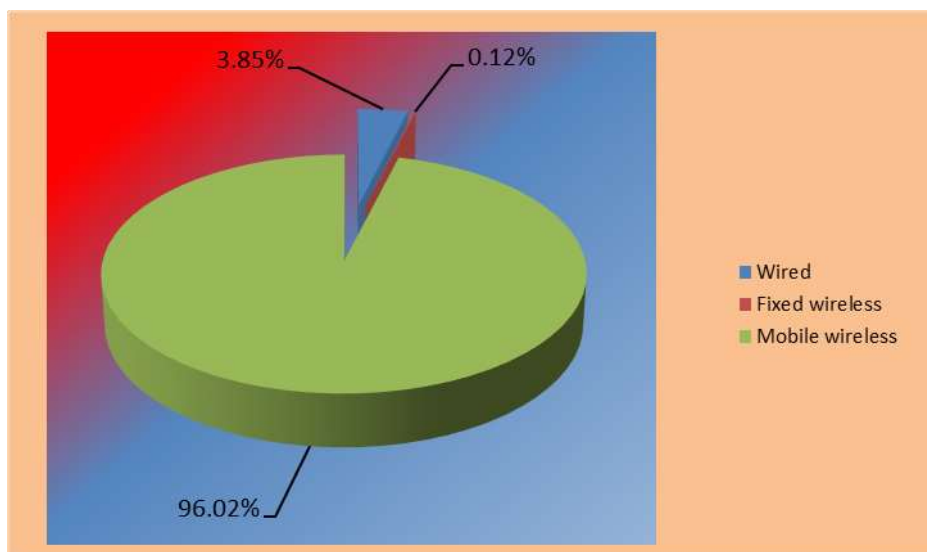
(Data as on 31 st March, 2023)	
Telecom Subscribers (Wireless+Wireline)	
Total Subscribers	1,172.34 Million
% change over the previous year	0.46%
Urban Subscribers	653.71 Million
Rural Subscribers	518.63 Million
Market share of Private Operators	90.15%
Market share of PSU Operators	9.85%
Tele-density	84.51%
Urban Tele-density	133.81%
Rural Tele-density	57.71%
Wireless Subscribers	
Total Wireless Subscribers	1,143.93 Million
% change over the previous year	0.16%
Urban Subscribers	627.54 Million
Rural Subscribers	516.38 Million
Market share of Private Sector Operators	90.73%
Market share of Public Sector Operators	9.27%
Tele-density	82.46%
Urban Tele-density	128.45%
Rural Tele-density	57.46%
No. of total Public Mobile Radio Trunk Services (PMRTS)	67,820
No. of Very Small Aperture Terminals (VSAT)	2,56,170
Wireline Subscribers	
Total Wireline Subscribers	28.41 Million
% change over the previous year	14.37%
Urban Subscribers	26.16 Million
Rural Subscribers	2.25 Million
Market share of Private Operators	66.85%
Market share of PSU Operators	33.15%
Tele-density	2.05%
Urban Tele-density	5.36%
Rural Tele-density	0.25%
No. of Village Public Telephones (VPT)	68,606
No. of Public Call Office (PCO)	42,135

Internet/Broadband Subscribers	
Total Internet Subscribers	881.25 Million
% change over previous year	6.83%
Narrowband subscribers	34.69 Million
Broadband subscribers	846.57 Million
Wired Internet Subscribers	33.94 Million
Wireless Internet Subscribers	847.31 Million
Urban Internet Subscribers	523.26 Million
Rural Internet Subscribers	357.99 Million
Total Internet Subscribers per 100 population	63.53
Urban Internet Subscribers per 100 population	107.11
Rural Internet Subscribers per 100 population	39.84
Telecom Financial Data for the Financial Year-2022-23	
Gross Revenue (GR)	Rs.3,33,697 Crore
% change in GR over the previous year	19.94%
Adjusted Gross Revenue (AGR)	Rs. 2,49,908 Crore
% change in AGR over the previous year	14.17%
Share of Public Sector Operators in Access AGR	4.44%
Broadcasting & Cable Services	
Number of private satellite TV channels permitted by the Ministry of I&B for uplinking only/downlinking only/both uplinking and downlinking	903
Number of Pay TV Channels	358
Number of private FM Radio Stations (excluding All India Radio)	388
Number of Pay Subscribers Active with Private DTH Operators	65.25 Million
Number of Operational Community Radio Stations	427
Number of pay DTH Operators	4
Revenue & Usage Parameters (for the Year 2022-23)	
Monthly ARPU for Wireless (Full Mobility) Service	Rs.138.75
Minutes of Usage (MOU) per subscriber per month - Wireless (Full Mobility) Service	919 Minutes
Average Revenue for wireless data per data subscribers per month for wireless services	Rs.176.59
Average revenue realization per subscriber per GB wireless data	Rs.10.38
Average wireless data usage per data subscriber per month	17.01 GB

Executive Summary

1. Total number of internet subscribers increased from 824.29 million at the end of Mar-22 to 881.25 million at the end of Mar-23 with yearly rate of growth of 6.83%. Out of total 881.25 million internet subscribers, number of broadband subscribers is 846.57 million and number of narrowband subscribers is 34.69 million at the end of Mar-23.

Composition of Internet subscription as on 31st March, 2023

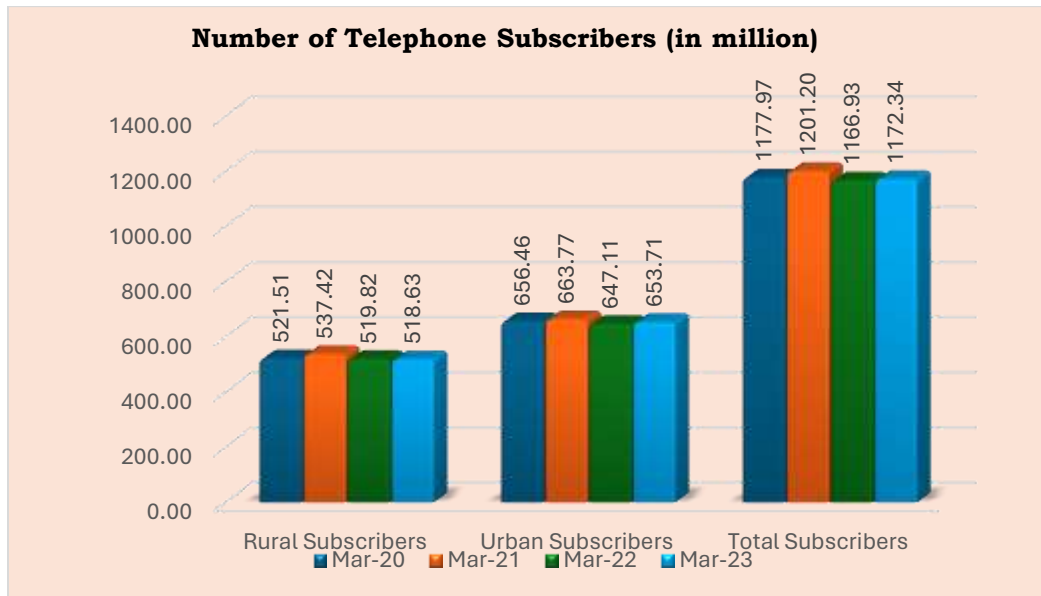


2. Number of Broadband subscribers increased from 788.30 million at the end of Mar-22 to 846.57 million at the end of Mar-23 with yearly rate of growth of 7.39%. The number of Narrowband subscribers decreased from 36.59 million at the end of Mar-22 to 34.69 million at the end of Mar-23 with yearly rate of decline of 5.21%.
3. Average Revenue Per User (ARPU) per month for wireless service increased from Rs.115.71 during 2021-22 to Rs.138.75 in 2022-23, thereby showing a yearly rate of growth of 19.91%.
4. Average Revenue Per User (ARPU) per month for prepaid service increased from Rs.110.73 during the year 2021-22 to Rs.135.47 in 2022-23.

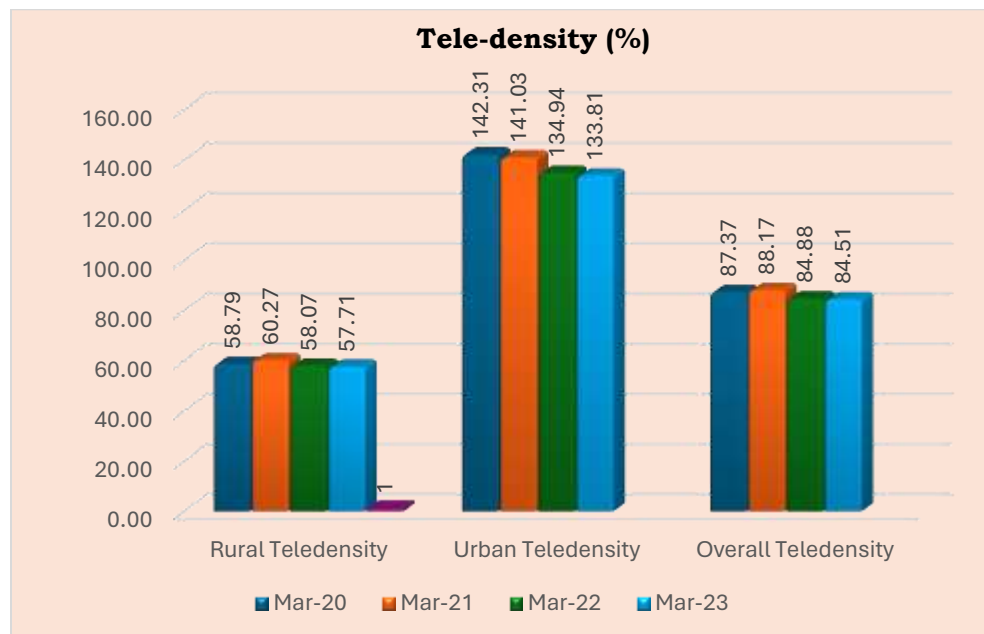
However, ARPU per month for postpaid service declined from Rs.185.15 to Rs.176.73 during the same period.

5. Average Minutes of Usage (MOUs) per subscriber per month increased from 879 during the year 2021-22 to 919 in 2022-23 with yearly rate of growth of 4.56%.
6. Minutes of Usage (MOUs) per subscriber per month for postpaid services declined from 588 during the year 2021-22 to 532 in 2022-23. However, MoUs for prepaid services increased from 900 to 953 during the same period.
7. Number of wireless data subscribers has increased from 796.44 million at the end of Mar-22 to 846.21 million at the end of Mar-23 with yearly rate of growth of 6.25%. Further, total volume of wireless data usage increased from 1,37,459 PB during the year 2021-22 to 1,60,054 PB during the year 2022-23 with yearly growth of 16.44%.
8. Total revenue from wireless data usage increased from Rs.1,43,169 crore in the year 2021-22 to Rs. 1,74,144 crore in the year 2022-23 with yearly rate of growth of 21.63%.
9. The number of telephone subscribers in India increased from 1,166.93 million at the end of Mar-22 to 1,172.34 million at the end of Mar-23, registering a yearly rate of growth 0.46%. However, the overall Tele-density in India declined from 84.88% at the end of Mar-22 to 84.51% at the end of Mar-23 at yearly rate of decline of 0.44%.
10. Telephone subscription in Urban Areas increased from 647.11 million at the end of Mar-22 to 653.71 million at the end of Mar-23 at the yearly rate of growth 1.02%. However, Urban Tele-density declined from 134.94% at the end of Mar-22 to 133.81% at the end of Mar-23 with yearly rate of decline of 0.84%.

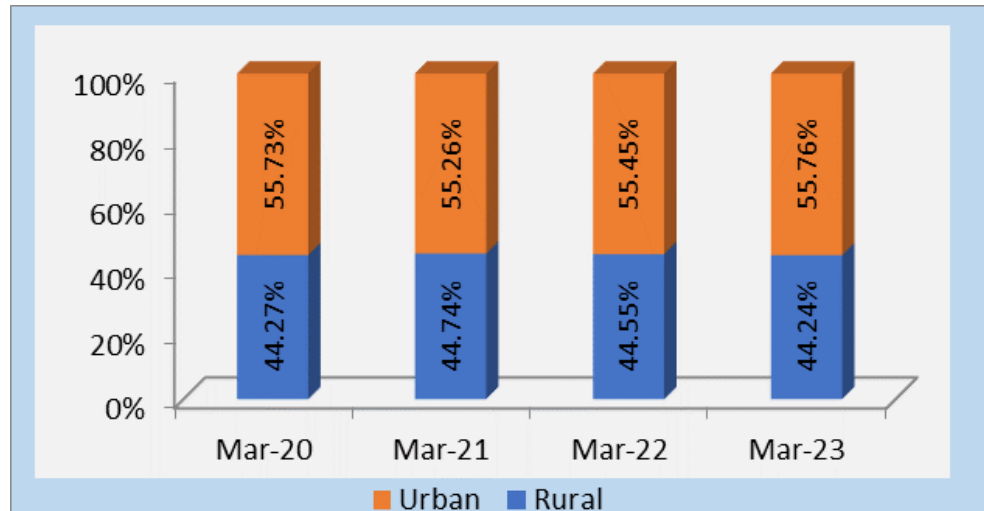
11. Rural telephone subscription decreased from 519.82 million at the end of Mar-22 to 518.63 million at the end of Mar-23 at the yearly rate of decline of 0.23%. Rural Tele-density also decreased from 58.07% at the end of Mar-22 to 57.71% at the end of Mar-23 with yearly rate of decline of 0.61%.



Trend of Tele-density

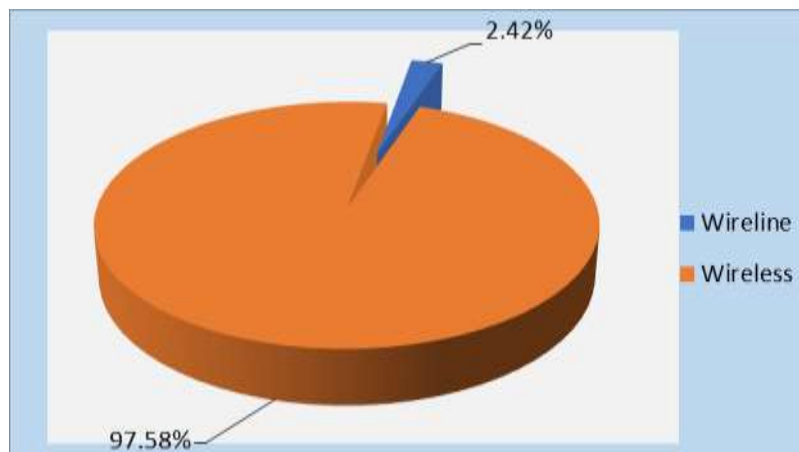


12. Out of the total telephone subscription, the shares of Rural telephone subscription decreased from 44.55% at the end of Mar-22 to 44.24% at the end of Mar-23. However, share of Urban telephone subscription in total telephone subscription, increased from 55.45% at the end of Mar-22 to 55.76% at the end of Mar-23. The following chart depicts the rural-urban market share of telephone subscribers at the end of Mar-23.



13. Out of 1,172.34 million of total telephone subscriber, the number of Wireless Telephone subscribers is 1,143.93 million and the number of Wireline Telephone subscribers is 28.41 million at the end of Mar-23. The following chart depicts the market share of Wireless and Wireline subscribers in India.

**Composition of Market Share
Wireless & Wireline Subscribers**

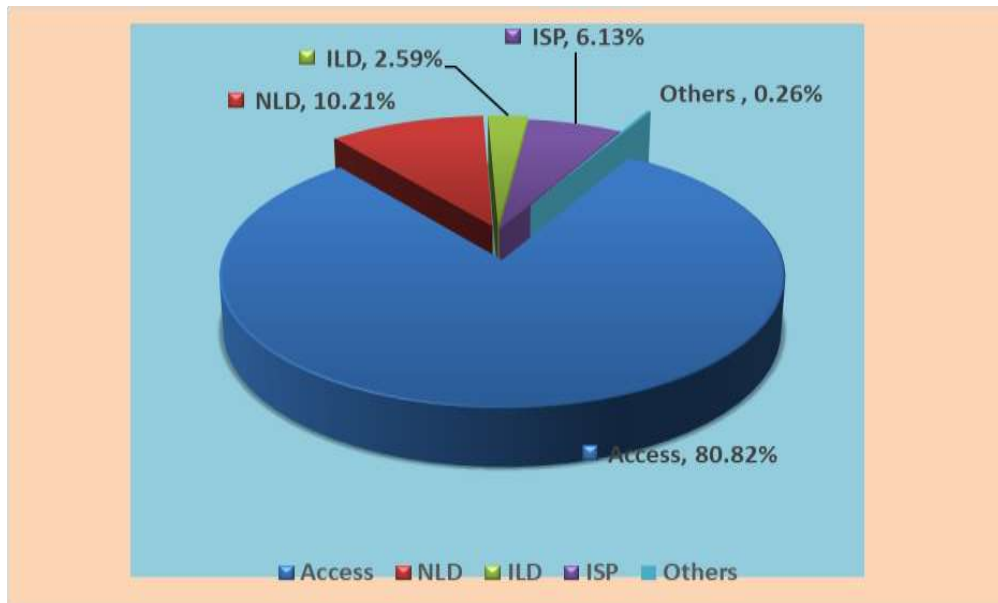


14. Total Wireless subscribers increased from 1,142.09 million at the end of Mar-22 to 1,143.93 million at the end of Mar-23, thereby showing a yearly rate of growth of 0.16%. During the year 2022-23, net addition of 1.83 million wireless subscribers was recorded.
15. Overall Wireless Teledensity decreased from 83.07% at the end of Mar-22 to 82.46% at the end of Mar-23. Rural wireless Teledensity decreased from 57.85% to 58.46% and Urban wireless Teledensity also decreased from 130.17% to 128.45% at the end of Mar-23.
16. Total Wireline subscriber base increased from 24.84 million at the end of Mar-22 to 28.41 million at the end of Mar-23 with yearly rate of growth of 14.37%.
17. Overall Wireline Tele-density increased from 1.81% at the end of Mar-22 to 2.05% at the end of Mar-23. During the same period Rural wireline tele-density increased from 0.22% to 0.25% and Urban wireline tele-density also increased from 4.77% to 5.36%.
18. Gross Revenue (GR) increased from Rs.2,78,216 crore in the year 2021-22 to Rs.3,33,697 crore in the year 2022-23 with yearly rate of growth of 19.94%. Adjusted Gross Revenue (AGR) also increased from Rs.2,18,882 crore in the year 2021-22 to Rs. 2,49,908 crore in the year 2022-23 with yearly rate of growth of 14.17%.
19. Pass through charges increased by 1.08% from Rs.55,367 crore in the year 2021-22 to Rs.55,965 crore in the year 2022-23. Pass-through charges as a percentage of Gross Revenue are 16.77% in 2022-23 as against 19.90% in the previous financial year.
20. Spectrum Usage Charges (SUC) yearly decreased by 29.75% from Rs.7,072 crore in the year 2021-22 to Rs.4,968 crore in the year 2022-23.

However, License Fee yearly increased by 13.20% from Rs.17,627/- crore to Rs.19,954/- crore during the same period.

21. Access services contributed 80.82% of the total Adjusted Gross Revenue of telecom services. In Access services, Gross Revenue (GR), Adjusted Gross Revenue (AGR) and License Fee increased by 24.17%, 17.01% and 17% respectively in the year 2022-23 over the year 2021-22. However, Pass Through Charges and Spectrum Usage Charges (SUC) declined by 2.75% and 29.74% respectively during the same period.

Service wise composition of Adjusted Gross Revenue for the year 2022-23



22. A total of 903 private satellite TV channels have been permitted by the Ministry of Information and Broadcasting (MIB), as on 31.03.2023, for uplinking only/downlinking only/both uplinking & downlinking. Out of 903 permitted satellite TV channels, 892 channels are available for downlinking in India.

23. As per the reporting done by broadcasters in pursuance of the Tariff Order dated 3rd March 2017 as amended, out of 892 permitted satellite TV

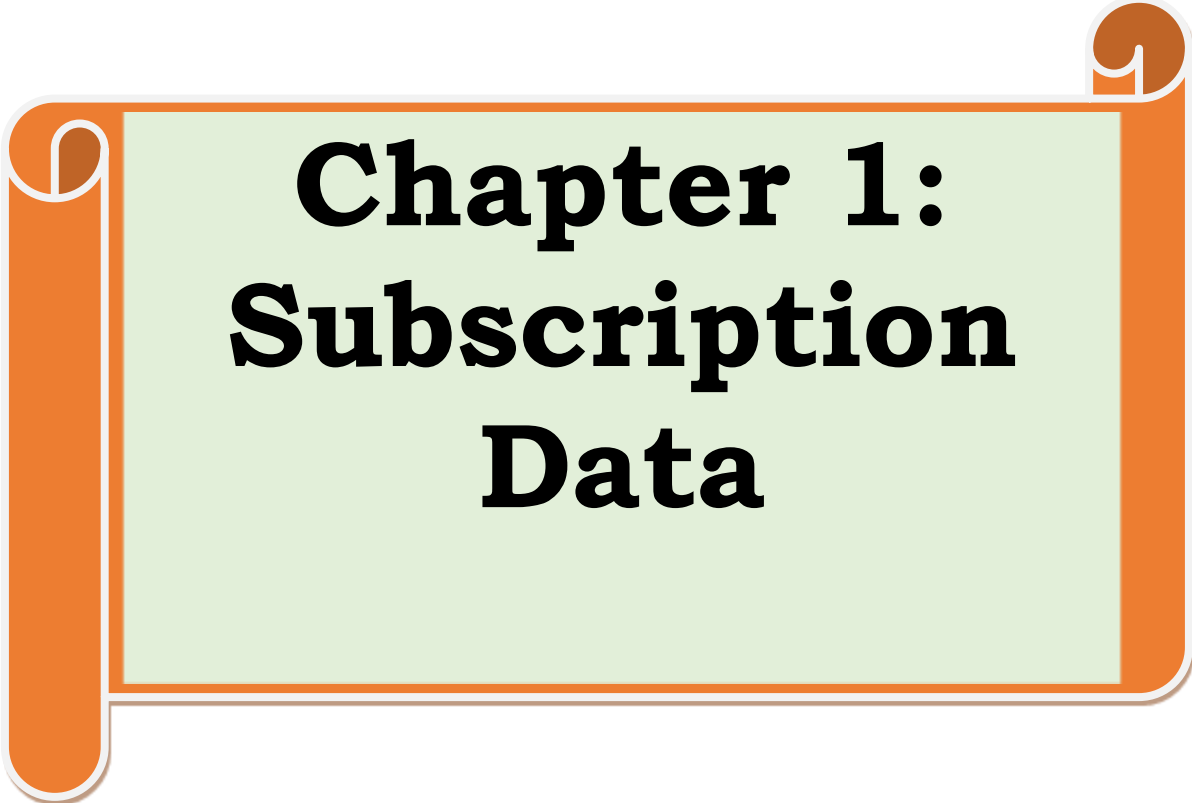
channels which are available for downlinking in India, there are 358 satellite pay TV channels as on 31st March 2023. Out of 358 pay channels, 254 are SD satellite pay TV channels and 104 are HD satellite pay TV channels.

24. Since introduction of DTH sector in the year 2003, Indian DTH service has displayed a phenomenal growth. During the period ending 31st March, 2023, there were 4 pay DTH service providers in India.

25. Pay DTH has attained net pay active subscriber base of around 65.25 million, as on 31st March, 2023 as compared to 66.92 million subscribers, as on 31st March, 2022. This is in addition to the subscribers of the free DTH services of Doordarshan.

26. Apart from the radio Stations operated by All India Radio, the public broadcaster, as on 31st March 2023, there are 388 operational private FM Radio stations in 113 cities with operational 36 Private FM Radio broadcaster as compared to 386 operational private FM Radio stations in 113 cities with operational 36 FM Radio broadcaster, as on 31st March 2022.

27. As on 31st March 2023, 427 Community Radio stations are operational as compared to 349 Community Radio station, as on 31st March, 2022.



Chapter 1: Subscription Data

-
- Tele-density figures are derived from the subscriber data provided by the operators and the projection of population.
 - With effect from 1st January, 2020, the projection of population is based on the 'Report of the Technical Group on Population Projections for India and States 2011 – 2036', which is available under the link https://main.mohfw.gov.in/sites/default/files/Population%20Projection%20Report%202011-2036%20-%20upload_compressed_0.pdf
 - The bifurcation of rural and urban subscriber data provided by the operators is based on different sources. e.g. one operator is deriving information from <https://censusindia.gov.in/census.website/> while others are procuring the data from concerned authorities/third party.

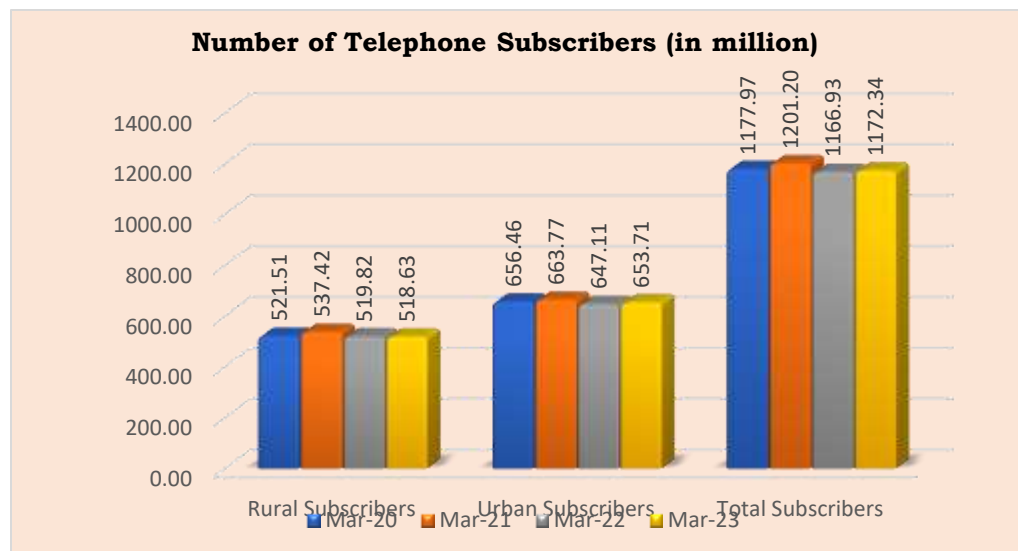
Section A : Access Service – An overview

1. The number of telephone subscribers in India increased from 1,166.93 million at the end of Mar-22 to 1,172.34 million at the end of Mar-23, registering a yearly growth rate of 0.46%. However, the overall Tele-density* in India declined from 84.88% at the end of Mar-22 to 84.51% at the end of Mar-23 at yearly rate of decline of 0.44%.

2. Telephone subscription in Urban Areas increased from 647.11 million at the end of Mar-22 to 653.71 million at the end of Mar-23 at the yearly growth rate of 1.02%. However, Urban Tele-density declined from 134.94% at the end of Mar-22 to 133.81% at the end of Mar-23 with yearly rate of decline of 0.84%.

3. Rural telephone subscription decreased from 519.82 million at the end of Mar-22 to 518.63 million at the end of Mar-23 at the yearly rate of decline of 0.23%. Rural Tele-density also decreased from 58.07% at the end of Mar-22 to 57.71% at the end of Mar-23 with yearly rate of decline of 0.61%.

Chart 1.1: Trend of Telephone Subscriptions in India



* Tele-density – Number of telephone connections (fixed lines and mobile phone subscribers) per 100 inhabitants within a geographical area.

(Source-ITU)

Chart 1.2: Trend of Tele-density in India

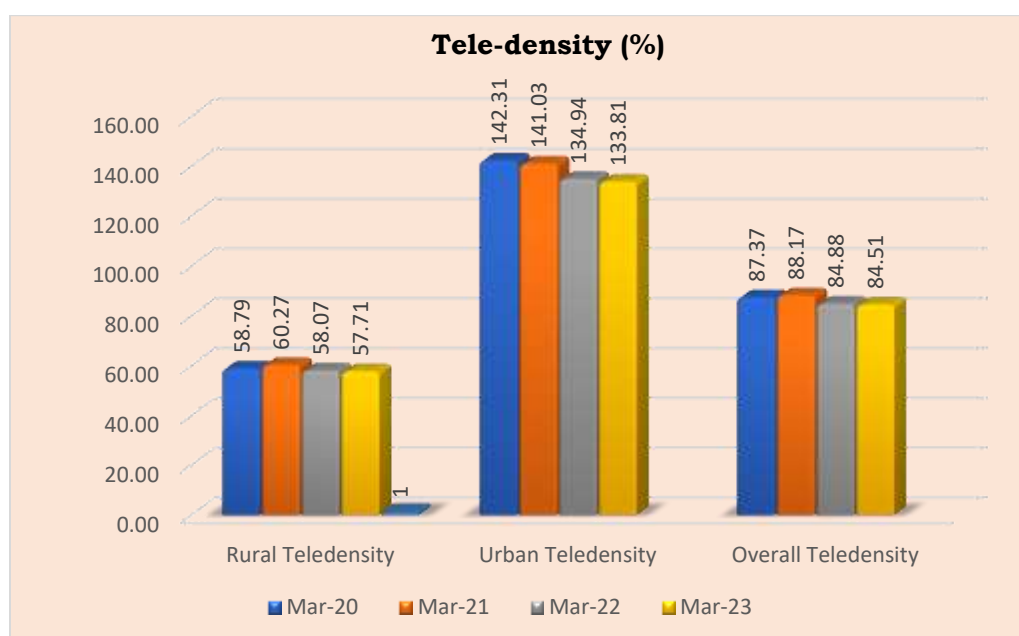


Table 1.1: Subscriber Base & Tele-density - Rural & Urban

Year ending	Subscriber Base (million)			Tele-density (%)		
	Rural	Urban	Total	Rural	Urban	Overall
Mar-20	521.51	656.46	1177.97	58.79	142.31	87.37
Mar-21	537.42	663.77	1201.20	60.27	141.03	88.17
Mar-22	519.82	647.11	1166.93	58.07	134.94	84.88
Mar-23	518.63	653.71	1172.34	57.71	133.81	84.51

4. Out of the total telephone subscription, the shares of Rural telephone subscription decreased from 44.55% at the end of Mar-22 to 44.24% at the end of Mar-23. However, share of Urban telephone subscription in total telephone subscription, increased from 55.45% at the end of Mar-22 to 55.76% at the end of Mar-23. The following chart depicts the rural-urban market share of telephone subscribers at the end of Mar-23.

Chart 1.3: Rural-Urban market share of telephone subscribers

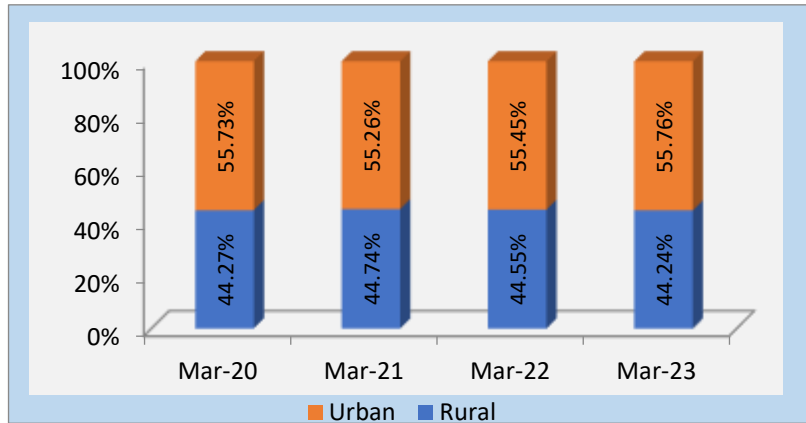


Table 1.2 : Composition of Telephone Subscribers

Network Type	Share (%)
Urban Wireless	53.53%
Rural Wireless	44.05%
Urban Wireline	2.23%
Rural Wireline	0.19%

5. Out of 1,172.34 million of total telephone subscriber, the number of Wireless Telephone subscribers is 1,143.93 million and the number of Wireline Telephone subscribers is 28.41 million at the end of Mar-23. The following chart depicts the market share of Wireless and Wireline subscribers in India.

Chart 1.3: Composition of Market Share Wireless & Wireline Subscribers

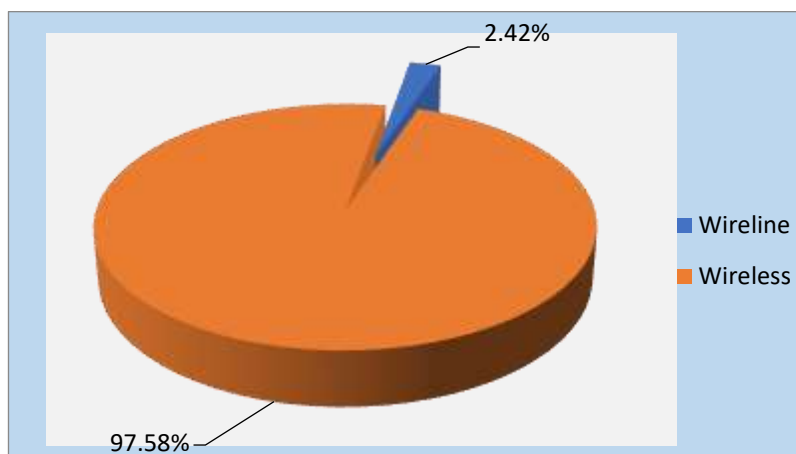


Table 1.3: Service Area wise Access (Wireless+Wireline) Subscriber base

Service Area	Subscribers (million)			
	Mar-22	Mar-23	Yearly Net Additions	Rate of Yearly Growth (%)
Andhra Pradesh	85.12	84.91	-0.21	-0.25%
Assam	24.25	25.28	1.02	4.22%
Bihar	86.76	91.92	5.16	5.95%
Delhi	56.20	58.54	2.35	4.17%
Gujarat	68.36	67.44	-0.92	-1.34%
Haryana	27.56	27.10	-0.46	-1.67%
Himachal Pradesh	10.29	8.94	-1.35	-13.11%
Jammu & Kashmir	12.23	12.37	0.14	1.16%
Karnataka	67.37	69.02	1.65	2.45%
Kerala	44.69	43.79	-0.90	-2.02%
Madhya Pradesh	77.79	77.99	0.20	0.25%
Maharashtra	93.69	92.96	-0.73	-0.77%
Mumbai	37.38	37.59	0.21	0.57%
North East	12.08	12.56	0.48	3.99%
Orissa	32.86	33.55	0.70	2.12%
Punjab	37.94	36.88	-1.06	-2.80%
Rajasthan	63.88	64.43	0.55	0.87%
Tamil Nadu	81.20	81.25	0.05	0.06%
U.P.(E)	101.16	100.19	-0.96	-0.95%
U.P.(W)	64.69	63.49	-1.20	-1.86%
Kolkata	24.67	24.74	0.07	0.28%
West Bengal	56.77	57.39	0.62	1.09%
All India	1,166.93	1,172.34	5.40	0.46%

6. At the end of March 2023, Bihar service area has recorded the highest growth rate of 5.95% followed by Assam service area with 4.22%. On the other hand, Himachal Pradesh service area showed maximum rate of decline of 13.11% at the end of Mar 2023.

Table 1.4: Service Area wise Rural-Urban Subscribers

Service Area	Subscribers (million) as on 31 st March, 2023			
	Total	Rural	Urban	% of Rural Subscribers
Andhra Pradesh	84.91	40.96	43.95	48.24%
Assam	25.28	15.91	9.36	62.96%
Bihar	91.92	60.83	31.09	66.17%
Delhi	58.54	1.73	56.81	2.96%
Gujarat	67.44	26.04	41.41	38.61%
Haryana	27.10	12.05	15.04	44.48%
Himachal Pradesh	8.94	5.78	3.16	64.67%
Jammu & Kashmir	12.37	5.96	6.41	48.18%
Karnataka	69.02	25.61	43.41	37.10%
Kerala	43.79	19.56	24.23	44.67%
Madhya Pradesh	77.99	34.89	43.10	44.73%
Maharashtra	92.96	41.70	51.26	44.86%
Mumbai	37.59	1.18	36.41	3.14%
North East	12.56	6.49	6.08	51.62%
Orissa	33.55	21.90	11.65	65.28%
Punjab	36.88	12.25	24.62	33.23%
Rajasthan	64.43	34.03	30.40	52.81%
Tamil Nadu	81.25	23.34	57.91	28.73%
U.P.(E)	100.19	61.70	38.49	61.58%
U.P.(W)	63.49	30.26	33.23	47.66%
Kolkata	24.74	1.62	23.12	6.55%
West Bengal	57.39	34.83	22.56	60.70%
All India	1,172.34	518.63	653.71	44.24%

Table 1.5 : Service Area wise Tele-density

Service Area/ States	As on 31 st March, 2022			As on 31 st March, 2023		
	Rural Tele-density (%)	Urban Tele-density (%)	Total Tele-density (%)	Rural Tele-density (%)	Urban Tele-density (%)	Total Tele-density (%)
Andhra Pradesh	76.81	118.01	93.53	76.31	116.59	92.93
Assam	50.72	165.83	68.50	52.74	168.25	70.72
Bihar	41.38	115.61	52.88	43.30	119.87	55.23
Delhi	-	-	267.64	-	-	273.67
Gujarat	72.89	118.36	95.08	70.56	115.19	92.58
Haryana	69.95	123.60	92.24	68.90	118.04	89.61
Himachal Pradesh	101.51	460.65	138.44	86.31	410.01	119.69
J&K	58.91	156.72	88.55	61.71	150.78	88.94
Karnataka	68.42	140.47	100.10	68.06	144.22	101.91
Kerala	-	94.32	125.15	-	89.45	122.13
Madhya Pradesh	42.11	131.14	67.35	41.76	129.30	66.73
Maharashtra (incl. Mumbai)*	67.50	140.84	103.15	65.53	140.05	101.96
North East	60.59	109.67	77.35	63.06	110.97	79.71
Orissa	59.67	138.32	74.38	60.96	139.14	75.74
Punjab	71.28	181.32	119.41	68.54	174.62	115.31
Rajasthan	58.29	138.83	79.62	57.18	140.79	79.45
Tamil Nadu	64.92	137.35	103.76	64.71	136.39	103.46
Uttar Pradesh (incl. UPE & UPW)	50.39	121.16	67.68	49.27	117.79	66.12
West Bengal (incl. Kolkata)*	57.05	124.48	81.66	57.68	123.39	81.95
All India	58.07	134.94	84.88	57.71	133.81	84.51

* Population data/projections are available state-wise only.

Notes:-

1. Tele-density figures are derived from the subscriber data provided by the operators and the projection of population.
2. With effect from 1st January, 2020, the projection of population is based on the 'Report of the Technical Group on Population Projections for India and States 2011 – 2036', which is available under the link https://main.mohfw.gov.in/sites/default/files/Population%20Projection%20Report%202011-2036%20-%20upload_compressed_0.pdf
3. The bifurcation of rural and urban subscriber data provided by the operators is based on different sources. E.g. one operator is deriving information from <https://censusindia.gov.in/census.website/> while others are procuring the data from concerned authorities/third party.
4. Delhi Service area, apart from the State of Delhi, includes wireless subscribers of the areas served by the local exchanges of Ghaziabad & Noida (in UP) and Gurgaon & Faridabad (in Haryana).
5. Data/information for Andhra Pradesh includes Telengana, Madhya Pradesh includes Chhatisgarh, Bihar includes Jharkhand, Maharashtra includes Goa, Uttar Pradesh includes Uttarakhand, West Bengal includes Sikkim and North-East includes Arunachal Pradesh, Manipur, Meghalaya, Mizoram, Nagaland & Tripura states.

7. Himachal Pradesh service area has the highest Rural Tele-density of 86.31% followed by Andhra Pradesh service area with 76.31% at the end of Mar-23. On the other hand, Madhya Pradesh service area has the lowest Rural Tele-density of 41.76% in the same period.

Table 1.6 : State/UT wise subscriber base (wireline+wireless)

Sl. No.	States/UT	Total Telephone Subscription (million)		
		Total	Rural	Urban
1	Andhra Pradesh	43.83	24.17	19.66
2	Arunachal Pradesh	1.27	0.83	0.44
3	Assam	25.28	15.91	9.36
4	Bihar	68.05	47.61	20.44
5	Chhattisgarh	20.09	9.61	10.48
6	Goa	2.46	0.83	1.62
7	Gujarat	66.48	25.69	40.79
8	Haryana	33.44	12.10	21.34
9	Himachal Pradesh	8.94	5.78	3.16
10	Jharkhand	23.87	13.22	10.66
11	Karnataka	69.02	25.61	43.41
12	Kerala	43.72	19.54	24.18
13	Madhya Pradesh	57.91	25.28	32.62
14	Maharashtra Incl. Mumbai	128.09	42.05	86.04
15	Manipur	2.48	1.00	1.48
16	Meghalaya	2.56	1.59	0.97
17	Mizoram	1.43	0.57	0.86
18	Nagaland	1.65	0.84	0.81
19	Odisha	33.55	21.90	11.65
20	Punjab	34.86	12.21	22.65
21	Rajasthan	64.43	34.03	30.40
22	Sikkim	0.92	0.55	0.37
23	Tamil Nadu	80.02	22.98	57.03
24	Telangana	41.07	16.79	24.29
25	Tripura	3.18	1.66	1.52
26	Uttar Pradesh (UPE + UPW)	159.78	85.76	74.01
27	Uttarakhand	12.60	6.20	6.40
28	West Bengal Incl. Kolkata	80.65	35.68	44.97
Union Territories				
1	Andaman & Nicobar Islands	0.57	0.23	0.34
2	Chandigarh	2.02	0.05	1.97
3	Dadra and Nagar Haveli and Daman and Diu	0.97	0.35	0.62
4	Delhi	43.50	1.68	41.82
5	Jammu & Kashmir	11.88	5.69	6.19
6	Ladakh	0.49	0.27	0.22
7	Lakshdweep	0.07	0.02	0.05
8	Puduchery	1.23	0.36	0.87
Total		1172.34	518.63	653.71

Table 1.7 : State/UT wise total Tele-density

Sl.No.	State/UT	Total Tele-density (%)		
		Total	Rural	Urban
1	Andhra Pradesh	82.44	121.35	226.31
2	Arunachal Pradesh	81.16	71.64	108.76
3	Assam	70.72	52.74	168.25
4	Bihar	53.62	42.77	131.07
5	Chhattisgarh	66.49	43.65	127.79
6	Goa	156.01	-	135.80
7	Gujarat	92.87	70.06	116.84
8	Haryana	110.60	69.18	167.45
9	Himachal Pradesh	119.69	86.31	410.01
10	Jharkhand	60.43	45.33	102.98
11	Karnataka	101.91	68.06	144.22
12	Kerala	122.16	-	89.48
13	Madhya Pradesh	66.82	41.09	129.80
14	Maharashtra Incl. Mumbai	101.28	64.63	140.13
15	Manipur	76.77	45.88	141.10
16	Meghalaya	76.36	59.64	140.65
17	Mizoram	115.34	101.73	126.47
18	Nagaland	73.83	69.74	78.64
19	Odisha	75.74	60.96	139.14
20	Punjab	113.37	68.28	176.00
21	Rajasthan	79.45	57.18	140.79
22	Sikkim	132.90	-	107.64
23	Tamil Nadu (incl. Chennai)	104.08	64.59	138.10
24	Telangana	107.53	84.26	132.91
25	Tripura	76.67	65.80	93.47
26	Uttar Pradesh (UPE +UPW)	67.73	47.86	130.53
27	Uttarakhand	108.19	83.08	152.94
28	West Bengal Incl. Kolkata	81.36	56.97	123.21
Union Territories				
1	Andaman & Nicobar Islands	140.65	101.21	190.43
2	Chandigarh	163.81	-	-
3	Dadra and Nagar Haveli and Daman and Diu	76.11	-	59.69
4	Delhi	203.35	-	-
5	Jammu & Kashmir	87.30	60.24	148.80
6	Ladakh	162.74	128.54	238.99
7	Lakshdweep	104.98	-	-
8	Puduchery	74.76	73.10	75.47
Total		84.51	57.71	133.81

Table 1.8: Service Provider-wise growth in Subscriber base

Service Provider	Subscriber base (in million)			Rate of Growth (%)	Market Share as on Mar-22 (%)	Market Share as on Mar-23 (%)
	Mar-22	Mar-23	Yearly Net Addition/decline			
Reliance Jio	410.17	439.35	29.18	7.11	35.15	37.48
Bharti Airtel	366.18	378.06	11.88	3.24	31.38	32.25
Vodafone Idea	261.35	237.45	-23.89	-9.14	22.40	20.25
BSNL	121.25	110.79	-10.46	-8.63	10.39	9.45
MTNL	5.94	4.66	-1.28	-21.53	0.51	0.40
Tata Tele.	1.60	1.54	-0.06	-3.73	0.14	0.13
Quadrant	0.27	0.34	0.07	26.66	0.02	0.03
Reliance Com.	0.18	0.15	-0.03	-16.38	0.02	0.01
Total	1,166.93	1,172.34	5.40	0.46%	100	100

8. M/s Reliance Jio Infocomm Ltd has added maximum number of telephone subscribers 29.18 million (net addition) during the at the end of Mar-2023. Except Bharti Airtel Limited, M/s Reliance Jio Infocomm and Quadrant, all other service providers have registered decline in their subscriber base during the year 2022-23.

Table 1.9 : Service provider-wise Market Share of rural subscribers in their total subscribers – as on 31st March, 2023

Service Provider	No. of Total Subscribers (in millions)	No. of Rural Subscribers (in millions)	% of Rural subscribers	Market share of Rural subscribers (%)
Reliance Jio	439.35	188.84	42.98%	36.41%
Bharti Airtel	378.06	179.79	47.56%	34.67%
Vodafone Idea	237.45	115.37	48.59%	22.25%
BSNL	110.79	34.55	31.19%	6.66%
MTNL	4.66	0.04	0.76%	0.01%
Tata Tele.	1.54	0.02	1.61%	0.005%
Quadrant	0.34	0.02	5.75%	0.004%
Reliance Com.	0.15	0.00	0.24%	0.0001%
Total	1,172.34	518.63	44.24%	100

9. M/s Vodafone Idea Ltd is the service provider with highest proportion of rural subscribers of 48.59%, followed by Bharti Airtel with 47.56% to their total number of telephone subscribers at the end of Mar-23.

Section B : Wireless Service

Table 1.10: List of Cellular Mobile Service Providers currently providing service [As on 31st March, 2023]

Sl.No.	Service Provider	Area of Operation
1	Reliance Jio Infocom Ltd	All India
2	Bharti Airtel Ltd	All India
3	Vodafone Idea Ltd	All India
4	BSNL	All India (except Delhi & Mumbai)
5	MTNL	Delhi & Mumbai
6	Reliance Communications	All India (except Assam & NE)

Source : DoT website

UL Access Services Licensees Virtual Network Operators (VNOs) who are providing services as on 31st March, 2023

1	Surftelecom Pvt. Ltd	Tamil Nadu including Chennai
2	AdPay Mobile Payment India Pvt. Ltd	Tamil Nadu including Chennai

Source : As reported by telecom service providers

10. Total Wireless subscribers increased from 1,142.09 million at the end of Mar-22 to 1,143.93 million at the end of Mar-23, thereby showing a yearly growth rate of 0.16%. During the year 2022-23, net addition of 1.83 million wireless subscribers was recorded.

11. The Rural Wireless subscribers decreased from 517.86 million at the end of Mar-22 to 516.38 million at the end of Mar-23 with yearly rate of decline of 0.29%

12. The urban wireless subscribers increased from 624.23 million at the end of Mar-22 to 627.54 million at the end of Mar-23 with yearly growth rate of 0.53%.
13. The following chart and table depict the trend of total, rural and urban wireless subscribers during last four years.

Chart 1.4: Trend of Wireless Subscriber Base

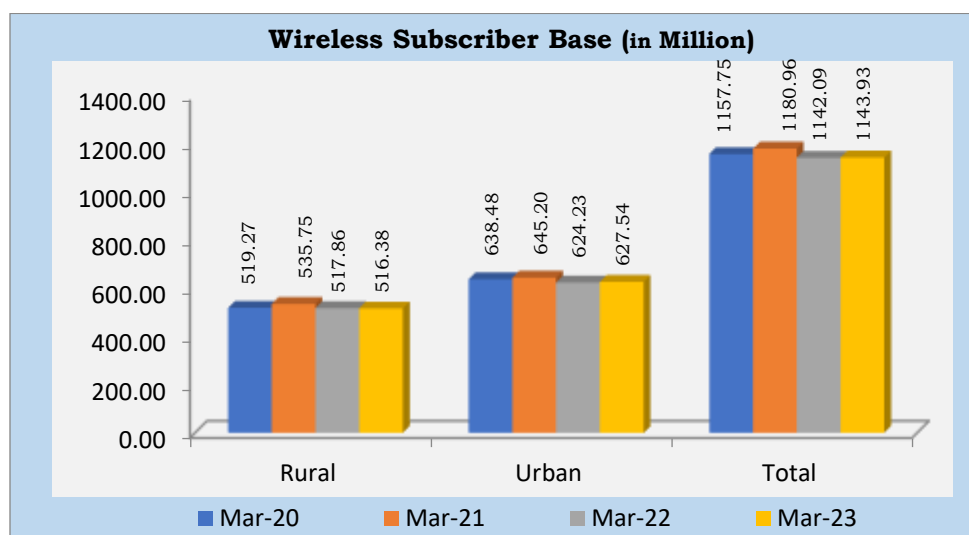


Table 1.11: Wireless Subscriber Base & Tele-density - Rural & Urban

Year ending	Subscriber Base (million)			Tele-density (%)		
	Rural	Urban	Total	Rural	Urban	Overall
Mar-20	519.27	638.48	1157.75	58.54	138.41	85.87
Mar-21	535.75	645.20	1180.96	60.08	137.08	86.68
Mar-22	517.86	624.23	1142.09	57.85	130.17	83.07
Mar-23	516.38	627.54	1143.93	57.46	128.45	82.46

14. Overall Wireless Teledensity decreased from 83.07% at the end of Mar-22 to 82.46% at the end of Mar-23. Rural wireless Teledensity decreased from 57.85% to 58.46% and Urban wireless Teledensity also decreased from 130.17% to 128.45% at the end of Mar-23.

15. The share of rural wireless subscription decreased from 45.34% at the end of Mar-22 to 45.14% at the end of Mar-23, however the share of urban wireless subscription increased from 54.66% to 54.86% during the same period.
16. The following chart depicts the composition of rural-urban market share in total wireless telephone subscribers during last four years.

Chart 1.5: Composition of Wireless Market Share – Rural & Urban Subscribers

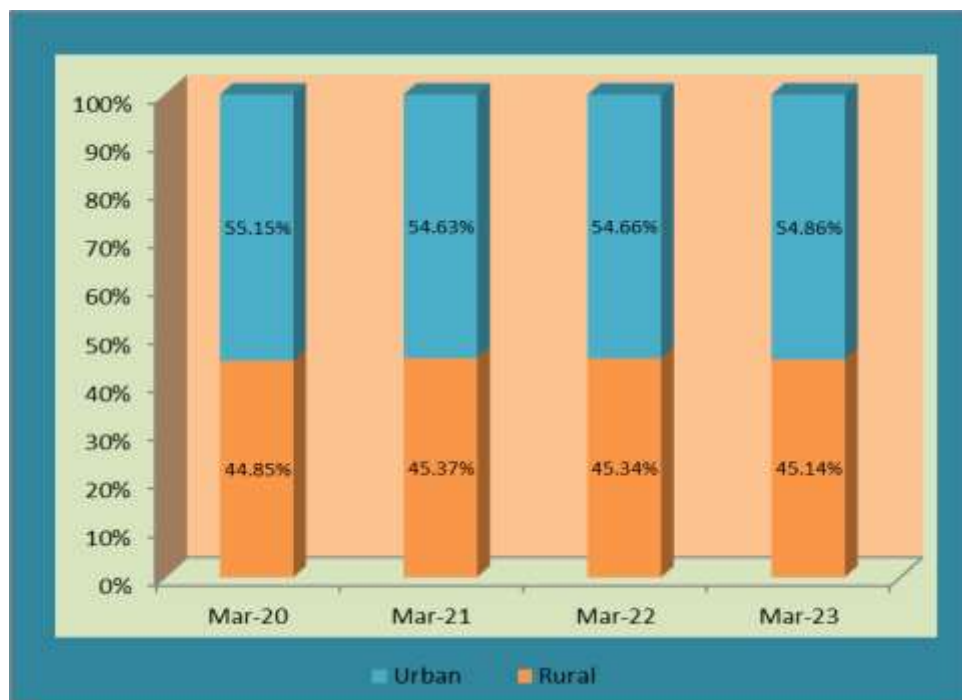


Table 1.12: Growth in Wireless Subscriber base

Service Provider	Subscriber Base (millions)			Rate of Growth (%)	Market Share Mar-22 (%)	Market Share Mar-23 (%)
	Mar-22	Mar-23	Net Additions			
Reliance Jio	403.99	430.23	26.24	6.49	35.37	37.61
Bharti	360.33	370.91	10.58	2.94	31.55	32.42
Vodafone IDEA	260.77	236.75	-24.02	-9.21	22.83	20.70
BSNL	113.74	103.68	-10.06	-8.84	9.96	9.06
MTNL	3.25	2.35	-0.90	-27.66	0.28	0.21
Reliance Comm. Group	0.003	0.003	-0.001	-19.81	0.0003	0.0002
Total	1,142.09	1,143.93	1.83	0.16	100	100

Note: The subscribers of M/s Bharti Airtel includes subscribers of M/s Tata Teleservices Ltd.

17. M/s Reliance Jio continued to the market leader with 37.61% market share of total wireless telephone subscriber base of at the end of Mar-22 followed by M/s Bharti Telemedia Limited with 32.42% market share.
18. In term of net addition, M/s Reliance Jio added maximum number of telephone subscribers of 26.24 million during the year 2022-23 and its yearly growth rate recorded as 6.49% during the year 2022-23.

Table 1.13: Service Area wise Wireless Subscriber base

Service Area	Subscriber base (in million)			
	Mar-22	Mar-23	Net Additions	Rate of change (%)
Andhra Pradesh	83.12	82.45	-0.67	-0.81
Assam	24.05	24.99	0.95	3.94
Bihar	86.32	91.22	4.90	5.68
Delhi	52.27	54.48	2.21	4.23
Gujarat	67.30	66.23	-1.07	-1.59
Haryana	27.22	26.64	-0.58	-2.14
Himachal Pradesh	10.17	8.80	-1.37	-13.49
Jammu & Kashmir	11.95	12.02	0.07	0.62
Karnataka	64.67	65.91	1.24	1.91
Kerala	43.37	42.41	-0.96	-2.22
Madhya Pradesh	76.76	76.67	-0.09	-0.11
Maharashtra	92.30	91.51	-0.79	-0.86
Mumbai	34.27	34.30	0.04	0.11
North East	11.92	12.35	0.43	3.63
Odisha	32.53	33.16	0.63	1.94
Punjab	36.99	35.66	-1.32	-3.58
Rajasthan	63.19	63.59	0.40	0.64
Tamil Nadu	78.85	78.62	-0.23	-0.29
U.P.(E)	100.61	99.44	-1.16	-1.16
U.P.(W)	64.09	62.72	-1.36	-2.13
Kolkata	23.77	24.08	0.31	1.31
West Bengal	56.39	56.66	0.27	0.48
All India	1,142.09	1,143.93	1.83	0.16

19. Detailed table on service provider wise subscriber base in each service area is available at **Annexure-1.1**.

Table 1.14: Service Area wise Wireless Rural-Urban Subscriber base

Service Area	Subscriber base (in million) – Mar-23			
	Total	Rural	Urban	% of Rural Subscribers
Andhra Pradesh	82.45	40.75	41.70	49.42
Assam	24.99	15.89	9.10	63.58
Bihar	91.22	60.76	30.46	66.61
Delhi	54.48	1.73	52.75	3.18
Gujarat	66.23	25.97	40.26	39.21
Haryana	26.64	11.96	14.68	44.89
Himachal Pradesh	8.80	5.74	3.06	65.20
Jammu & Kashmir	12.02	5.94	6.08	49.44
Karnataka	65.91	25.48	40.42	38.66
Kerala	42.41	18.90	23.51	44.57
Madhya Pradesh	76.67	34.83	41.84	45.43
Maharashtra	91.51	41.56	49.94	45.42
Mumbai	34.30	1.17	33.13	3.41
North East	12.35	6.47	5.88	52.40
Odisha	33.16	21.86	11.30	65.93
Punjab	35.66	12.09	23.57	33.90
Rajasthan	63.59	33.97	29.62	53.42
Tamil Nadu	78.62	23.07	55.55	29.34
U.P.(E)	99.44	61.67	37.77	62.02
U.P.(W)	62.72	30.21	32.51	48.17
Kolkata	24.08	1.62	22.46	6.73
West Bengal	56.66	34.72	21.94	61.27
All India	1,143.93	516.38	627.54	45.14

Table 1.15 : Service Area wise Wireless Tele-density

Service Area	As on 31 st March, 2022			As on 31 st March, 2023		
	Rural Tele-density (%)	Urban Tele-density (%)	Total Tele-density (%)	Rural Tele-density (%)	Urban Tele-density (%)	Total Tele-density (%)
A.P.	76.47	113.10	91.34	75.92	110.63	90.24
Assam	50.66	162.36	67.91	52.66	163.59	69.93
Bihar	41.35	114.02	52.61	43.26	117.41	54.81
Delhi	-	-	248.93	-	-	254.68
Gujarat	72.70	115.54	93.60	70.36	112.02	90.92
Haryana	69.64	121.33	91.12	68.36	115.20	88.10
H.P.	100.75	451.42	136.81	85.62	397.33	117.77
J&K	58.76	150.35	86.52	61.54	142.94	86.42
Karnataka	68.15	131.68	96.09	67.73	134.28	97.31
Kerala	-	91.74	121.45	-	86.79	118.28
M.P.	42.08	128.05	66.46	41.69	125.51	65.60
Maharashtra (incl. Mumbai)*	67.26	133.81	99.61	65.30	132.71	98.25
North East	60.46	106.84	76.30	62.91	107.34	78.35
Odisha	59.56	134.82	73.64	60.85	134.93	74.85
Punjab	70.66	175.28	116.41	67.63	167.17	111.52
Rajasthan	58.21	135.79	78.76	57.09	137.17	78.41
Tamil Nadu	64.21	132.37	100.75	63.96	130.85	100.12
Uttar Pradesh (incl. UPE&UPW)*	50.36	119.32	67.21	49.23	115.42	65.51
West Bengal (incl. Kolkata)*	56.91	121.22	80.38	57.50	119.97	80.57
All India	57.85	130.17	83.07	57.46	128.45	82.46

* Population data/projections are available state-wise only.

Notes:

1. Tele-density figures are derived from the subscriber data provided by the operators and the projection of population.
2. With effect from 1st January, 2020, the projection of population is based on the 'Report of the Technical Group on Population Projections for India and States 2011 – 2036', which is available under the link https://main.mohfw.gov.in/sites/default/files/Population%20Projection%20Report%202011-2036%20-%20upload_compressed_0.pdf
3. The bifurcation of rural and urban subscriber data provided by the operators is based on different sources. E.g. one operator is deriving information from <https://censusindia.gov.in/census.website/> while others are procuring the data from concerned authorities/third party.
4. Delhi service area, apart from the State of Delhi, includes the areas served by the local exchanges of Ghaziabad & Noida (in UP) and Gurgaon & Faridabad (in Haryana).
5. Data/information for Andhra Pradesh includes Telengana, Madhya Pradesh includes Chhatishgarh, Bihar includes Jharkhand, Maharashtra includes Goa, Uttar Pradesh includes Uttarakhand, West Bengal includes Sikkim and North-East includes Arunachal Pradesh, Manipur, Meghalaya, Mizoram, Nagaland & Tripura states.

**Table 1.16 : State/UT wise Wireless Subscriber Base
as on 31.03.2023**

Sl. No.	States/UT	Wireless Subscribers (in million)		
		Total	Rural	Urban
1	Andhra Pradesh	42.52	24.02	18.50
2	Arunachal Pradesh	1.25	0.83	0.42
3	Assam	24.99	15.89	9.10
4	Bihar	67.66	47.57	20.09
5	Chhattisgarh	19.78	9.59	10.19
6	Goa	2.40	0.82	1.58
7	Gujarat	65.27	25.62	39.65
8	Haryana	32.82	12.01	20.82
9	Himachal Pradesh	8.80	5.74	3.06
10	Jharkhand	23.57	13.20	10.37
11	Karnataka	65.91	25.48	40.42
12	Kerala	42.34	18.88	23.46
13	Madhya Pradesh	56.89	25.24	31.65
14	Maharashtra	123.41	41.92	81.50
15	Manipur	2.43	1.00	1.43
16	Meghalaya	2.51	1.58	0.92
17	Mizoram	1.40	0.57	0.83
18	Nagaland	1.63	0.84	0.78
19	Odisha	33.16	21.86	11.30
20	Punjab	33.87	12.05	21.82
21	Rajasthan	63.59	33.97	29.62
22	Sikkim	0.91	0.55	0.36
23	Tamil Nadu	77.45	22.72	54.73
24	Telangana	39.93	16.73	23.20
25	Tripura	3.14	1.65	1.49
26	Uttar Pradesh	158.32	85.71	72.60
27	Uttarakhand	12.32	6.18	6.14
28	West Bengal	79.31	35.58	43.73
Union Territories				
1	Andaman & Nicobar Islands	0.53	0.21	0.32
2	Chandigarh	1.80	0.04	1.75
3	Dadra and Nagar Haveli and Daman and Diu	0.96	0.35	0.61
4	Delhi	39.82	1.68	38.14
5	Jammu & Kashmir	11.54	5.68	5.86
6	Ladakh	0.49	0.27	0.22
7	Lakshdweep	0.07	0.02	0.05
8	Puduchery	1.17	0.35	0.82
Total		1143.93	516.38	627.54

**Table 1.17 : State/UT wise Wireless Tele-density, as on
31.03.2023**

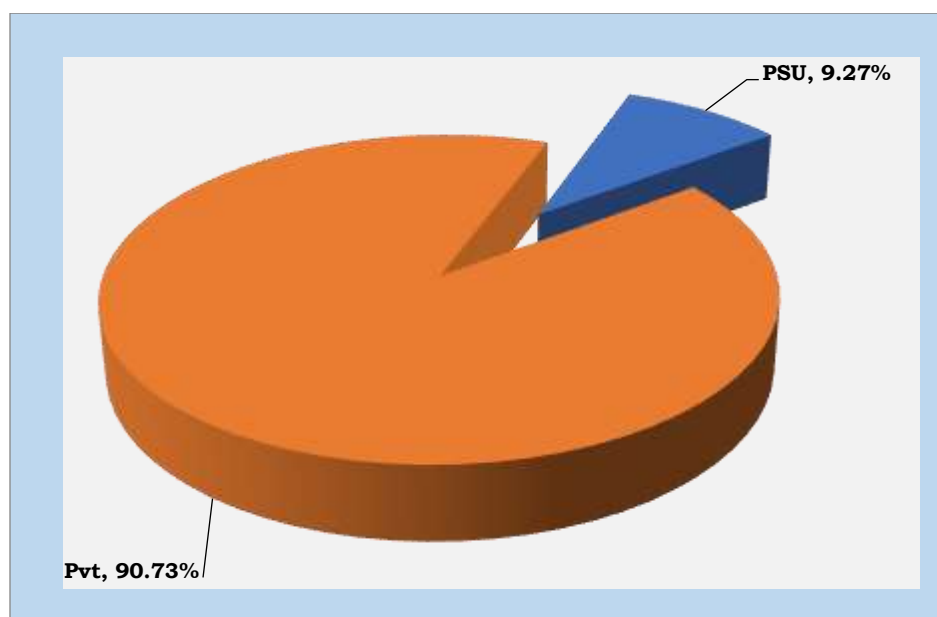
Sl.No.	State/UT	Wireless Tele-density (%)		
		Total	Rural	Urban
1	Andhra Pradesh	79.97	71.17	95.26
2	Arunachal Pradesh	80.05	71.31	105.38
3	Assam	69.93	52.66	163.59
4	Bihar	53.31	42.73	128.85
5	Chhattisgarh	65.49	43.59	124.29
6	Goa	152.05	215.43	131.92
7	Gujarat	91.19	69.87	113.58
8	Haryana	108.55	68.63	163.35
9	Himachal Pradesh	117.77	85.62	397.33
10	Jharkhand	59.65	45.26	100.19
11	Karnataka	97.31	67.73	134.28
12	Kerala	118.32	215.34	86.82
13	Madhya Pradesh	65.64	41.02	125.91
14	Maharashtra	97.58	64.42	132.72
15	Manipur	75.29	45.74	136.80
16	Meghalaya	74.83	59.55	133.56
17	Mizoram	112.70	101.61	121.78
18	Nagaland	72.72	69.70	76.27
19	Odisha	74.85	60.85	134.93
20	Punjab	110.15	67.40	169.53
21	Rajasthan	78.41	57.09	137.17
22	Sikkim	131.96	157.33	105.79
23	Tamil Nadu	100.74	63.86	132.52
24	Telangana	104.54	83.97	126.96
25	Tripura	75.70	65.61	91.30
26	Uttar Pradesh	67.12	47.84	128.04
27	Uttarakhand	105.81	82.81	146.83
28	West Bengal	80.01	56.82	119.81
Union Territories				
1	Andaman & Nicobar Islands	130.98	92.52	179.53
2	Chandigarh	145.82	-	-
3	Dadra and Nagar Haveli and Daman and Diu	75.58	146.72	59.25
4	Delhi	186.14	-	-
5	Jammu & Kashmir	84.76	60.08	140.84
6	Ladakh	161.81	128.17	236.83
7	Lakshdweep	99.16	-	-
8	Puduchery	71.08	70.74	71.22
All India Tele-density		82.46	57.46	128.45

Table 1.18: Rural Wireless Subscriber base and Market Share

Service Provider	Total number of wireless Subscribers (in millions)	Rural Subscribers (in millions)	% of Rural subscribers in total	Market Share of Rural Subscribers (%)
Reliance Jio	430.23	188.67	43.85	36.54
Bharti Airtel	370.91	179.79	48.47	34.82
Vodafone Idea Ltd	236.75	115.37	48.73	22.34
BSNL	103.68	32.52	31.36	6.30
MTNL	2.35	0.04	1.50	0.01
Reliance Com.	0.003	0.00	0.00	0.000
Total	1,143.93	516.38	45.14	100

20. Private telecom service providers hold 90.73% market share of total wireless telephone subscriptions and PSUs (BSNL & MTNL) hold only 9.27% market share of wireless telephone subscription as on 31st March, 2023.

Chart 1.6: Composition of Public (PSUs) and Private sectors in Wireless Subscription as on 31.03.2023



Section C : Wireline Service

Table 1.19: Service Providers providing Wireline Service

[As on 31st March, 2023]

Sl. No.	Name of the Service Provider	Area of Operation
1	Bharti Airtel Ltd	Andhra Pradesh, Assam, Bihar, Delhi, Gujarat, Haryana, Himachal Pradesh, Jammu & Kashmir, Karnataka, Kerala, Kolkata, Madhya Pradesh, Maharashtra, Mumbai, Punjab, Rajasthan, Tamil Nadu (including Chennai), UP-East, UP-West and West Bengal.
2	BSNL	All India except Delhi & Mumbai
3	MTNL	Delhi & Mumbai
4	Quadrant Televentures Ltd.	Punjab
5	Reliance Communications Ltd.	Andhra Pradesh, Bihar, Delhi, Gujarat, Karnataka, Kerala, Kolkata, Madhya Pradesh, Maharashtra, Mumbai, Odisha, Punjab, Rajasthan, Tamil Nadu (including Chennai), UP-East, UP-West and West Bengal
6.	Tata Teleservices Ltd. & Tata Teleservices (Maharashtra) Ltd	Andhra Pradesh, Bihar, Delhi, Gujarat, Haryana, Himachal Pradesh, Karnataka, Kerala, Kolkata, Madhya Pradesh, Maharashtra, Mumbai, Odisha, Punjab, Rajasthan, Tamil Nadu (including Chennai), UP-East, UP- West and West Bengal.
7	Vodafone Idea Ltd	Andhra Pradesh, Assam, Bihar, Delhi, Gujarat, Haryana, Himachal Pradesh, Jammu & Kashmir, Karnataka, Kerala, Kolkata, Madhya Pradesh, Maharashtra, Mumbai, North-East, Odisha, Punjab, Rajasthan, Tamil Nadu (including Chennai), UP-East, UP-West and West Bengal.
8	Reliance Jio Infocomm Ltd.	Andhra Pradesh, Assam, Bihar, Delhi, Gujarat, Haryana, Himachal Pradesh, Jammu & Kashmir, Karnataka, Kerala, Kolkata, Madhya Pradesh, Maharashtra, Mumbai, North-East, Odisha, Punjab, Rajasthan, Tamil Nadu (including Chennai), UP-East, UP-West and West Bengal.

21. Total Wireline subscriber base increased from 24.84 million at the end of Mar-22 to 28.41 million at the end of Mar-23 with yearly growth rate of 14.37%.
22. Detailed table on service provider wise wireline subscriber base in each service area is available at **Annexure-1.2**.

23. Rural wireline subscriber base has shown growth of 14.92%, from 1.96 million at the end of Mar-22 to 2.25 million at the end of Mar-23. During the same period, Urban wireline subscription also recorded growth of 14.33%, from 22.88 million to 26.16 million.
24. The following chart and table depict the trend of wireline subscriber base and wireline tele-density (rural-urban) during the last four years.

Chart 1.7: Trend of Wireline Subscriber Base

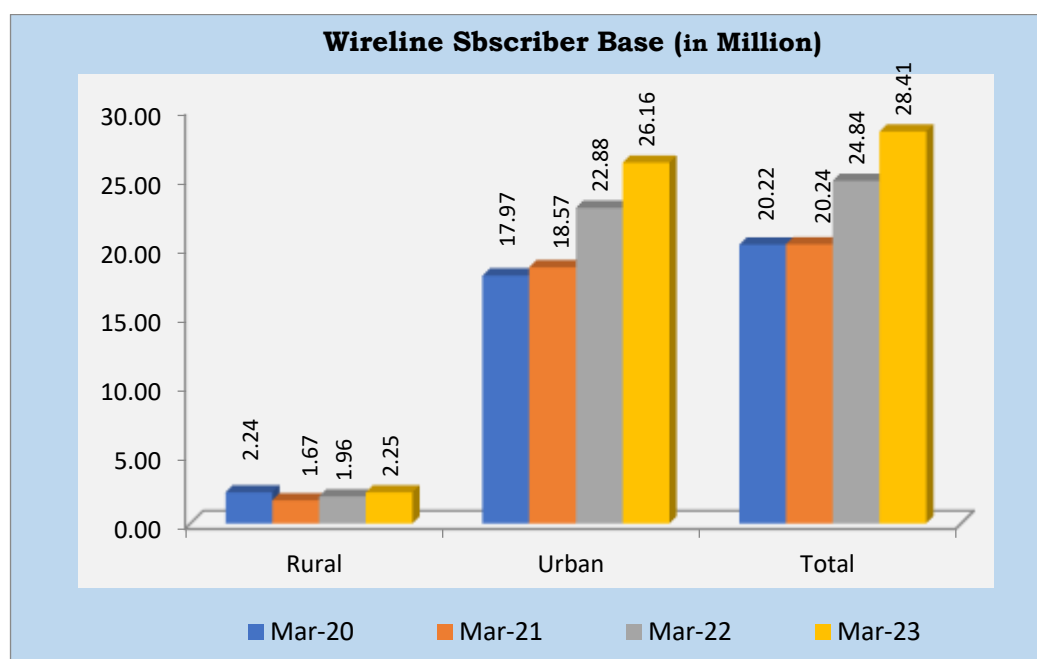


Table 1.20: Wireline Subscriber Base & Tele-density - Rural & Urban

Year ending	Subscriber Base (in million)			Wireline Tele-density (%)		
	Rural	Urban	Total	Rural	Urban	Overall
Mar-20	2.24	17.97	20.22	0.25	3.90	1.50
Mar-21	1.67	18.57	20.24	0.19	3.95	1.49
Mar-22	1.96	22.88	24.84	0.22	4.77	1.81
Mar-23	2.25	26.16	28.41	0.25	5.36	2.05

25. Overall Wireline Tele-density increased from 1.81% at the end of Mar-22 to 2.05% at the end of Mar-23. During the same period Rural wireline tele-density increased from 0.22% to 0.25% and Urban wireline tele-density also increased from 4.77% to 5.36%.

Chart 1.8: Trend of Wireline Tele-density (rural-urban)

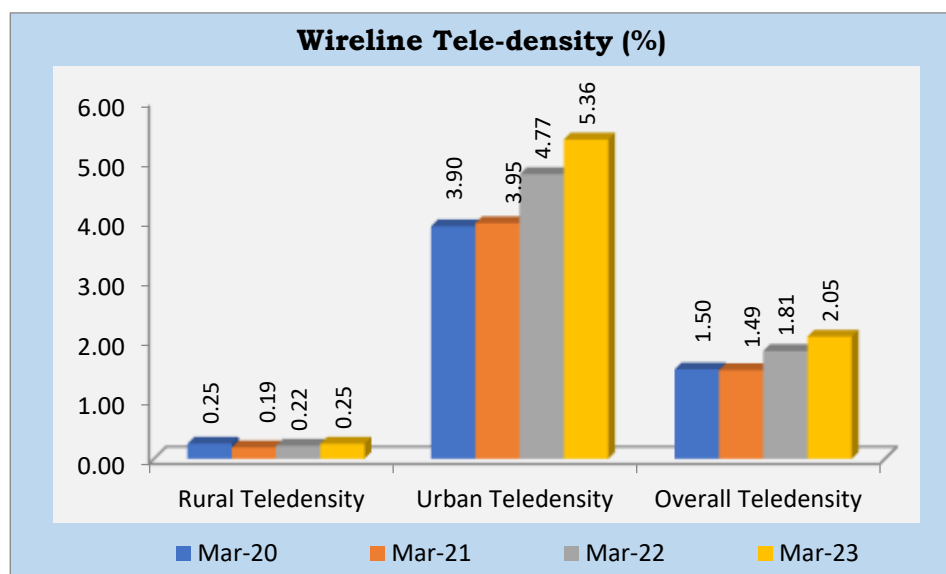


Table 1.21: Service Provider wise growth in Wireline Subscriber base

Service Provider	Subscriber Base (million)			Rate of change (%)	Market share-Mar-22 (%)	Market share-Mar-23 (%)
	Mar-22	Mar-23	Net Addition			
Reliance Jio	6.17	9.12	2.94	47.69	24.85	32.09
Bharti	5.85	7.15	1.30	22.17	23.55	25.16
Vodafone Idea	0.57	0.70	0.13	22.83	2.30	2.48
Quadrant	0.27	0.34	0.07	26.66	1.07	1.19
MTNL	2.69	2.31	-0.38	-14.15	10.84	8.14
Tata	1.60	1.54	-0.06	-3.73	6.44	5.42
BSNL	7.51	7.11	-0.40	-5.37	30.23	25.01
Reliance Comm	0.17	0.15	-0.03	-16.32	0.70	0.51
Total	24.84	28.41	3.57	14.37	100	100

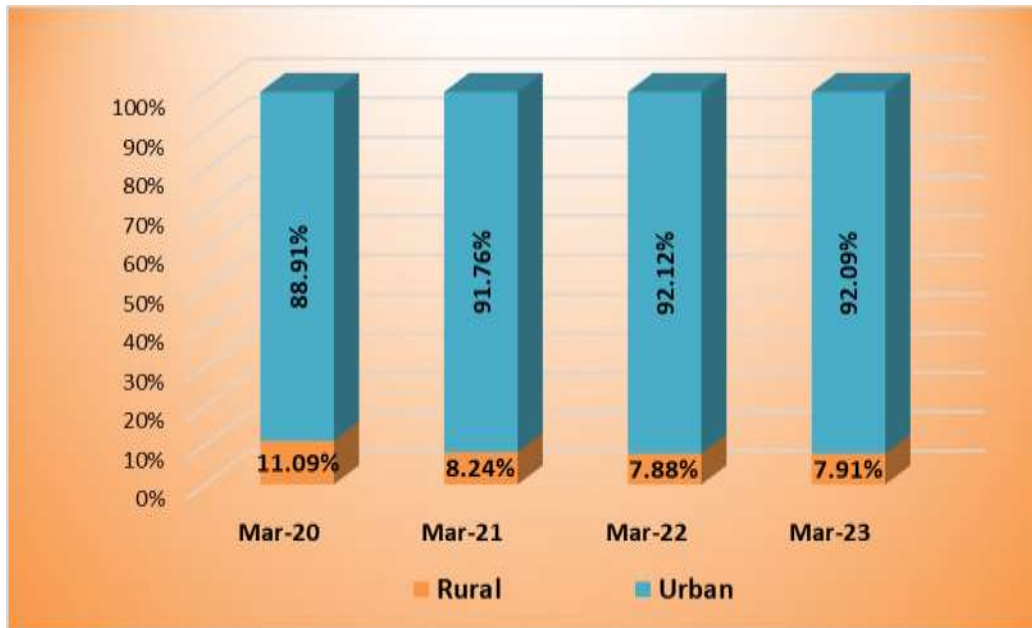
26. M/s Reliance Jio is the leading operator in wireline service with 9.12 million subscriber at the end of Mar-23 followed by Bharti with 7.15 million subscribers.
27. In term of net addition, except BSNL, MTNL, Tata and Reliance Comm., all service providers showed positive growth during the year 2022-23.
28. In total wireline subscriber base, PSUs hold 33.15% of market share and Private Sector hold 66.85% at the end of Mar-23.

Table 1.22: Service Provider wise Subscriber base (Rural - Urban)

Service Provider	Subscriber Base (million) Mar-23			Share of Rural subscription (%)
	Rural	Urban	Total	
BSNL	2.03	5.07	7.11	28.64
Bharti	--	7.15	7.15	--
MTNL	--	2.31	2.31	--
Tata	0.02	1.52	1.54	1.61
Reliance	0.000	0.15	0.15	0.25
Quadrant	0.02	0.32	0.34	5.75
Vodafone	--	0.70	0.70	--
Reliance Jio	0.17	8.95	9.12	1.85
Total	2.25	26.16	28.41	7.91

29. The following charts show the trend of share of rural-urban wireline subscription during last four years.

Chart 1.9: Composition of Wireline Subscriber base - Rural & Urban



30. As may be seen that share of rural wireline subscription showed growth trend at the end of March 2023. The share of rural wireline subscribers was 7.91% over the total wireline subscribers at the end of March 2023.

Table 1.23: Service Area wise Wireline Subscriber base & Net Additions (in million)

Service Area	Mar-22	Mar-23	Net Additions	Rate of Change (%)
Andhra Pradesh	1.99	2.46	0.46	23.13
Assam	0.21	0.28	0.07	35.63
Bihar	0.44	0.70	0.26	58.87
Delhi	3.93	4.06	0.14	3.47
Gujarat	1.06	1.21	0.15	14.14
Haryana	0.34	0.46	0.12	36.40
Himachal Pradesh	0.12	0.14	0.02	18.51
Jammu & Kashmir	0.28	0.35	0.07	24.40
Karnataka	2.70	3.11	0.41	15.21
Kerala	1.32	1.38	0.06	4.64
Madhya Pradesh	1.04	1.32	0.29	27.57
Maharashtra	1.39	1.46	0.07	4.92
Mumbai	3.11	3.28	0.17	5.62
North East	0.16	0.21	0.05	30.30
Odisha	0.33	0.40	0.07	20.82
Punjab	0.95	1.21	0.26	27.51
Rajasthan	0.69	0.84	0.15	21.76
Tamil Nadu	2.35	2.63	0.28	11.84
U.P.(E)	0.55	0.75	0.20	36.31
U.P.(W)	0.60	0.76	0.16	26.71
Kolkata	0.90	0.66	-0.24	-26.94
West Bengal	0.38	0.73	0.35	92.14
All India	24.84	28.41	3.57	14.37

31. As can be seen from the above table except Kolkata LSA, all LSA showed growth in their wireline subscriber base during the year 2022-23.

**Table 1.24: Service Area wise Wireline Rural-Urban Subscriber Base
(in million)**

Service Area	Total Subscribers	Rural Subscribers	Urban Subscribers	% of Rural Subscribers
Andhra Pradesh	2.46	0.21	2.25	8.46
Assam	0.28	0.02	0.26	8.43
Bihar	0.70	0.06	0.64	8.98
Delhi	4.06	0.00	4.06	0.07
Gujarat	1.21	0.07	1.14	5.96
Haryana	0.46	0.09	0.36	20.65
Himachal Pradesh	0.14	0.05	0.10	32.01
Jammu & Kashmir	0.35	0.02	0.33	4.66
Karnataka	3.11	0.12	2.99	3.97
Kerala	1.38	0.66	0.72	47.85
Madhya Pradesh	1.32	0.06	1.26	4.28
Maharashtra	1.46	0.14	1.32	9.54
Mumbai	3.28	0.01	3.27	0.31
North East	0.21	0.02	0.20	7.03
Odisha	0.40	0.04	0.35	10.75
Punjab	1.21	0.16	1.05	13.40
Rajasthan	0.84	0.06	0.78	6.76
Tamil Nadu	2.63	0.27	2.36	10.33
U.P.(E)	0.75	0.03	0.72	3.80
U.P.(W)	0.76	0.04	0.72	5.34
Kolkata	0.66	0.00	0.66	0.08
West Bengal	0.73	0.11	0.61	15.63
All India	28.41	2.25	26.16	7.91

32. In the above table, it can be seen that Kerala service area has maximum percentage of rural subscribers 47.85% followed by Himachal Pradesh 32.01% of their total wireline subscribers at the end of Mar-23.

Table 1.25: Service Area wise Wireline Tele-density

Service Area	As on 31 st March, 2022			As on 31 st March, 2023		
	Rural Tele-density (%)	Urban Tele-density (%)	Total Tele-density (%)	Rural Tele-density (%)	Urban Tele-density (%)	Total Tele-density (%)
Andhra Pradesh	0.33	4.91	2.19	0.39	5.97	2.69
Assam	0.06	3.47	0.59	0.08	4.66	0.79
Bihar	0.02	1.59	0.27	0.04	2.45	0.42
Delhi	-	-	18.70	-	-	18.99
Gujarat	0.19	2.83	1.48	0.20	3.17	1.66
Haryana	0.31	2.26	1.12	0.54	2.85	1.51
Himachal Pradesh	0.76	9.23	1.63	0.69	12.67	1.92
Jammu & Kashmir	0.15	6.37	2.03	0.17	7.84	2.51
Karnataka	0.28	8.78	4.02	0.33	9.94	4.60
Kerala	6.79	2.58	3.70	7.54	2.66	3.85
Madhya Pradesh	0.03	3.09	0.90	0.07	3.79	1.13
Maharashtra (incl. Mumbai)*	0.24	7.03	3.54	0.23	7.34	3.70
North East	0.13	2.83	1.05	0.15	3.64	1.36
Orissa	0.10	3.51	0.74	0.12	4.21	0.89
Punjab	0.62	6.04	2.99	0.91	7.45	3.79
Rajasthan	0.07	3.04	0.86	0.10	3.63	1.04
Tamil Nadu (incl. Chennai)	0.71	4.98	3.00	0.75	5.55	3.35
Uttar Pradesh (incl. UPE & UPW)	0.03	1.84	0.47	0.04	2.37	0.61
West Bengal (incl. Kolkata)*	0.14	3.26	1.28	0.18	3.43	1.38
All India	0.22	4.77	1.81	0.25	5.36	2.05

* Population data/projections are available state-wise only

Note:

1. Tele-density figures are derived from the subscriber data provided by the operators and the projection of population.
2. With effect from 1st January, 2020, the projection of population is based on the 'Report of the Technical Group on Population Projections for India and States 2011 – 2036', which is available under the link https://main.mohfw.gov.in/sites/default/files/Population%20Projection%20Report%202011-2036%20-%20upload_compressed_0.pdf
3. The bifurcation of rural and urban subscriber data provided by the operators is based on different sources. E.g. one operator is deriving information from <https://censusindia.gov.in/census.website/> while others are procuring the data from concerned authorities/third party.
4. Data/information for Andhra Pradesh includes Telengana, Madhya Pradesh includes Chhatishgarh, Bihar includes Jharkhand, Maharashtra includes Goa, Uttar Pradesh includes Uttarakhand, West Bengal includes Sikkim and North-East includes Arunachal Pradesh, Manipur, Meghalaya, Mizoram, Nagaland & Tripura states

**Table 1.26: State/UT wise Wireline Subscriber base
as on 31.03.2023**

Sl. No.	States/UT	Wireline Subscribers (in million)		
		Total	Rural	Urban
1	Andhra Pradesh	1.31	0.15	1.16
2	Arunachal Pradesh	0.02	0.004	0.01
3	Assam	0.28	0.02	0.26
4	Bihar	0.39	0.04	0.35
5	Chhattisgarh	0.30	0.01	0.29
6	Goa	0.06	0.02	0.05
7	Gujarat	1.21	0.07	1.14
8	Haryana	0.62	0.10	0.52
9	Himachal Pradesh	0.14	0.05	0.10
10	Jharkhand	0.31	0.02	0.29
11	Karnataka	3.11	0.12	2.99
12	Kerala	1.38	0.66	0.72
13	Madhya Pradesh	1.02	0.04	0.98
14	Maharashtra Incl. Mumbai	4.68	0.13	4.55
15	Manipur	0.05	0.003	0.04
16	Meghalaya	0.05	0.002	0.05
17	Mizoram	0.03	0.001	0.03
18	Nagaland	0.02	0.000	0.02
19	Odisha	0.40	0.04	0.35
20	Punjab	0.99	0.16	0.83
21	Rajasthan	0.84	0.06	0.78
22	Sikkim	0.006	0.0002	0.01
23	Tamil Nadu	2.57	0.26	2.31
24	Telangana	1.14	0.06	1.09
25	Tripura	0.04	0.005	0.04
26	Uttar Pradesh (UPE+UPW)	1.46	0.05	1.41
27	Uttarakhand	0.28	0.02	0.26
28	West Bengal Incl. Kolkata	1.34	0.09	1.24
Union Territories				
1	Andaman & Nicobar Islands	0.04	0.02	0.02
2	Chandigarh	0.22	0.004	0.22
3	Dadra and Nagar Haveli and Daman and Diu	0.007	0.002	0.005
4	Delhi	3.68	0.0002	3.68
5	Jammu & Kashmir	0.35	0.02	0.33
6	Ladakh	0.003	0.001	0.002
7	Lakshdweep	0.004	0.002	0.002
8	Puduchery	0.06	0.01	0.05
Total		28.41	2.25	26.16

**Table 1.27: State/UT wise Wireline Tele-density
as on 31.03.2023**

Sl.No.	State/UT	Wireline Tele-density		
		Total (%)	Rural (%)	Urban (%)
1	Andhra Pradesh	4.62	0.62	11.58
2	Arunachal Pradesh	1.11	0.33	3.37
3	Assam	0.79	0.08	4.66
4	Bihar	0.31	0.04	2.22
5	Chhattisgarh	0.99	0.06	3.50
6	Goa	3.96	4.21	3.88
7	Gujarat	1.68	0.19	3.25
8	Haryana	2.05	0.56	4.10
9	Himachal Pradesh	1.92	0.69	12.67
10	Jharkhand	0.78	0.06	2.80
11	Karnataka	4.60	0.33	9.94
12	Kerala	3.85	7.52	2.66
13	Madhya Pradesh	1.18	0.07	3.89
14	Maharashtra Incl. Mumbai	3.70	0.20	7.40
15	Manipur	1.49	0.14	4.30
16	Meghalaya	1.53	0.08	7.09
17	Mizoram	2.64	0.12	4.70
18	Nagaland	1.11	0.04	2.37
19	Odisha	0.89	0.12	4.21
20	Punjab	3.22	0.89	6.47
21	Rajasthan	1.04	0.10	3.63
22	Sikkim	0.94	0.07	1.84
23	Tamil Nadu	3.34	0.73	5.58
24	Telangana	2.99	0.29	5.95
25	Tripura	0.97	0.19	2.17
26	Uttar Pradesh (UPE + UPW)	0.62	0.03	2.48
27	Uttarakhand	2.37	0.28	6.12
28	West Bengal incl. Kolkata	1.35	0.15	3.41
Union Territories				
1	Andaman & Nicobar Islands	9.67	8.70	10.90
2	Chandigarh	17.99	453.60	17.67
3	Dadra and Nagar Haveli and Daman and Diu	0.53	0.92	0.45
4	Delhi	17.21	0.27	17.28
5	Jammu & Kashmir	2.55	0.16	7.96
6	Ladakh	0.93	0.38	2.16
7	Lakshdweep	5.82	172.15	3.59
8	Puduchery	3.69	2.35	4.25
Total		2.05	0.25	5.36

Public Call Offices (PCO)

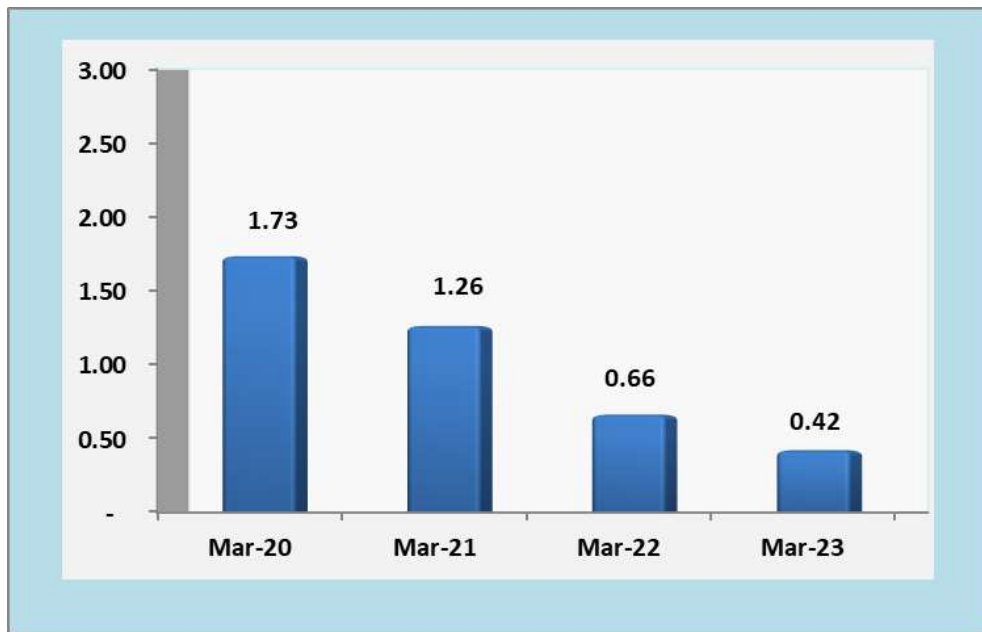
33. Total number of PCOs in the country declined from 0.66 lakh at the end of Mar-22 to 0.42 lakh at the end of Mar-23 with yearly declining rate of 36.31%. Detailed table of service provider wise PCOs is available at **Annexure -1.3**.

Table 1.28: Rate of change & Market share of PCOs

Service Provider	Mar-22	Mar-23	Rate of change (%)	Market share (%) (Mar-23)
BSNL	45,434	32,301	-28.91	76.66
MTNL	16,443	9,492	-42.27	22.53
Bharti	3,861	0	0	0.00
Quadrant	416	342	-17.79	0.81
Total	66,154	42,135	-36.31	100%

34. M/s BSNL is the market leader in term of number of PCOs with 76.66% market share of total number of PCOs followed by MTNL with 22.53% at the end of Mar-23.
35. It may be seen in the following chart that the number of PCOs in India continuously showing year-on-year declining trend. The following chart depicts the trend of number of PCOs in last four years.

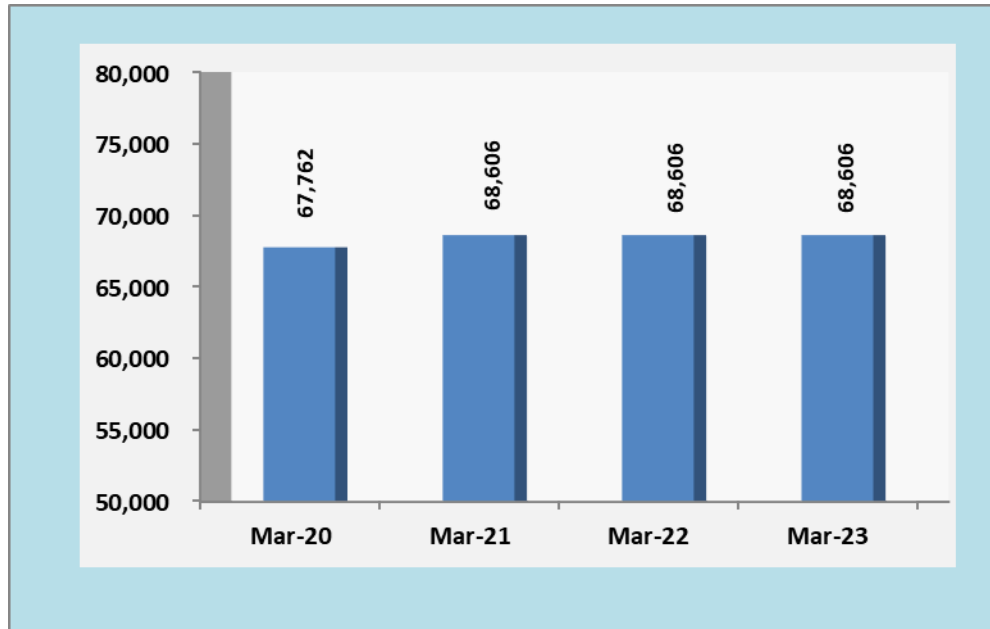
Chart 1.10: Trend of Number of PCOs in India (in lakh)



Village Public Telephones (VPTs)

36. There are 6,40,930 inhabited villages in India as per census 2011. At the end of Mar-23, 10.70% of the total inhabited villages in India have been connected by VPTs.
37. Number of VPTs remained same i.e. 68,606 at the end of Mar-23 as were at the end of Mar-22. As per the information received in TRAI as on December, 2023 only M/s BSNL is providing VPT service in India. Service area wise detailed table of VPT is available at Annexure -1.4.
38. The following chart depicts the trend of number of VPTs in India during last four years.

Chart 1.11: Trend of Number of VPTs in India



Section D : Internet Service

39. This section summarizes information submitted by 1031 operators at the end of Mar-2023. **Part-I** consists of information of Internet services (both narrowband and broadband), **Part-II** consists of broadband services and **Part-III** covers narrowband services.

Part-I : Internet[†] Service (broadband[‡] + narrowband[§])

40. This report is compiled on the revised definition of Broadband Speed i.e. minimum download speed is 2Mbps. As per reports received from 1031 operators, total number of internet subscribers increased from 824.29 million at the end of Mar-22 to 881.25 million at the end of Mar-23 with yearly growth rate of 6.83%. Out of total 881.25 million internet subscribers, number of broadband subscribers is 846.57 million and number of narrowband subscribers is 34.69 million at the end of Mar-23.
41. Wireless Internet subscribers increased from 797.61 million at the end of Mar-22 to 847.31 million at the end of Mar-23 with yearly growth rate of 6.23%. Wired Internet subscribers increased from 27.27 million at the end of Mar-22 to 33.94 million at the end of Mar-23 with yearly growth rate of 24.45%.
42. Number of Broadband subscribers increased from 788.30 million at the end of Mar-22 to 846.57 million at the end of Mar-23 with yearly growth rate of 7.39%. The number of Narrowband subscribers decreased from 36.59 million at the end of Mar-22 to 34.69 million at the end of Mar-23 with yearly rate of decline of 5.21%.

[†] Internet: Interconnected global networks that use the internet protocol.

[‡] Broadband: Internet access with a minimum capacity of greater or equal 512 Kbit/s in one or both directions.

[§] Narrowband: Internet access with a capacity of less than 512 Kbit/s in one or both directions.

(Source-ITU)

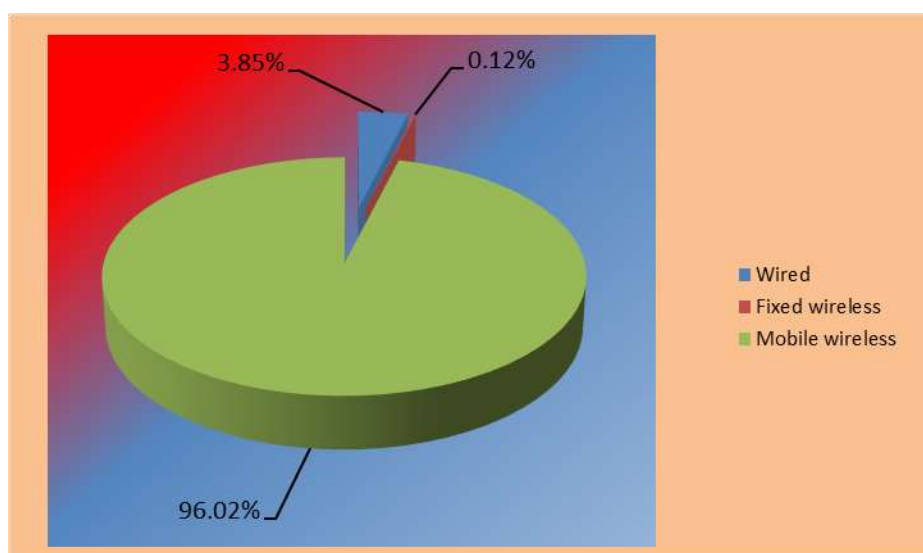
Table 1.29 : Trend of Internet subscriber base

Segment	Mode of Access								Total Subscribers (in million)	
	Wired Subscribers (in million)		Wireless Subscribers (in million)							
			Fixed Wireless (Wi-Fi, Wi-Max, Radio & VSAT)		Mobile Wireless (Phone + Dongle)		Total Wireless			
	Mar-22	Mar-23	Mar-22	Mar-23	Mar-22	Mar-23	Mar-22	Mar-23	Mar-22	Mar-23
Broadband	27.25	33.49	1.18	1.09	759.87	811.98	761.05	813.08	788.30	846.57
Narrowband	0.03	0.45*	0.006	0.01	36.56	34.23	36.57	34.24	36.59	34.69
Total	27.27	33.94	1.18	1.10	796.43	846.21	797.61	847.31	824.89	881.25

Note: *Due to revision of broadband speed

43. The following charts present the composition of Internet Subscribers by mode of access and composition of Broadband & Narrowband subscription.

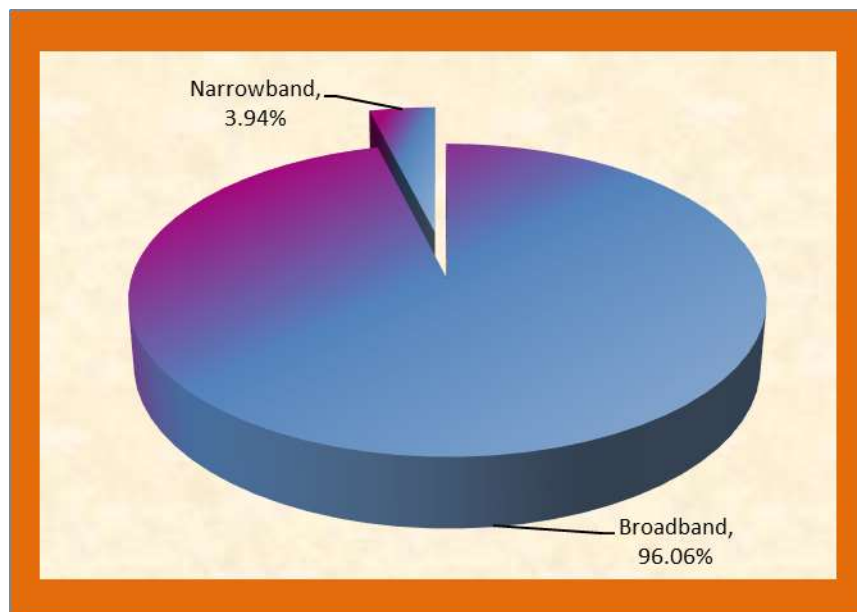
Chart 1.12: Composition of Internet subscription as on 31st March, 2023



44. More than 96% of total internet subscribers use wireless mobile technology to access internet services.
45. Out of total internet subscription, the share of broadband subscription is 96.06% and the share of narrowband subscription is only 3.94% as

on 31st March, 2023. The following chart depicts the composition of market share of broadband and narrowband subscriptions.

Chart 1.13 : Composition of Broadband & Narrowband subscription as on 31st March, 2023



46. Number of rural internet subscribers increased from 331.81 million at the end of Mar-22 to 357.99 million at the end of Mar-23 and the number of urban internet subscribers also increased from 493.08 million to 523.26 million during the same period.
47. Out of 846.57 million broadband subscribers, number of rural broadband subscribers is 343.40 million and number of urban broadband subscribers is 503.17 million.
48. Out of 34.69 million narrowband subscribers, number of rural narrowband subscribers is 14.60 million and number of urban narrowband subscribers is 20.09 million.
49. The service area wise urban/rural break up of internet subscribers (narrowband and broadband) as on 31st March, 2023 is as per the following table: -

Table 1.30: Service Area wise Break up of Rural-Urban internet subscriber base (in millions)

Telecom Service Area	Narrowband		Broadband		Total Internet	
	Rural	Urban	Rural	Urban	Rural	Urban
Andhra Pradesh	1.22	1.29	27.72	36.05	28.95	37.34
Assam	0.32	0.13	10.66	6.48	10.98	6.61
Bihar	1.78	0.57	40.32	23.12	42.11	23.68
Delhi	0.29	6.14	0.54	45.77	0.83	51.91
Gujarat	0.40	0.70	16.89	35.19	17.29	35.88
Haryana	0.28	0.51	8.19	10.02	8.48	10.54
Himachal Pradesh	0.08	0.07	3.79	2.35	3.87	2.42
Jammu & Kashmir	0.13	0.08	4.24	5.10	4.36	5.18
Karnataka	1.38	2.46	17.90	31.23	19.29	33.69
Kerala	0.55	0.48	14.54	16.35	15.08	16.83
Kolkata	0.04	0.51	1.32	16.97	1.35	17.48
Madhya Pradesh	0.87	0.67	24.50	34.28	25.37	34.94
Maharashtra	1.06	1.06	30.21	42.42	31.27	43.48
Mumbai	0.01	1.00	1.07	28.45	1.09	29.44
North East	0.12	0.10	4.86	4.58	4.97	4.68
Orissa	0.42	0.15	14.37	7.65	14.79	7.79
Punjab	0.25	0.46	8.84	17.82	9.09	18.28
Rajasthan	0.72	0.72	21.47	23.98	22.19	24.70
Tamil Nadu	0.78	1.34	15.51	40.62	16.29	41.96
Uttar Pradesh(East)	2.12	0.74	37.41	29.60	39.53	30.34
Uttar Pradesh(West)	0.77	0.63	18.12	25.81	18.89	26.44
West Bengal	1.02	0.29	20.92	19.34	21.93	19.62
Total	14.60	20.09	343.40	503.17	357.99	523.26
Grand Total	34.69		846.57		881.25	

Table 1.31: State/UT wise Break up of Rural-Urban internet subscriber base (in millions), as on 31.03.2023

S.No.	State(s)	Narrowband		Broadband		Total (Mar-2023)	
		Rural	Urban	Rural	Urban	Rural	Urban
1	Andhra Pradesh	0.69	0.68	16.10	15.72	16.79	16.39
2	Arunachal Pradesh	0.01	0.01	0.44	0.31	0.46	0.32
3	Assam	0.32	0.13	10.66	6.48	10.98	6.61
4	Bihar	1.49	0.37	30.78	15.23	32.27	15.60
5	Chattisgarh	0.18	0.15	7.31	8.12	7.48	8.27
6	Goa	0.04	0.05	0.67	1.41	0.71	1.46
7	Gujarat	0.40	0.68	16.64	34.82	17.04	35.50
8	Haryana	0.28	0.51	8.24	13.24	8.53	13.75
9	Himachal Pradesh	0.08	0.07	3.79	2.35	3.87	2.42
10	Jharkhand	0.29	0.20	9.54	7.88	9.84	8.08
11	Karnataka	1.38	2.46	17.90	31.30	19.29	33.76
12	Kerala	0.52	0.48	14.51	16.34	15.03	16.82
13	Madhya Pradesh	0.69	0.52	17.19	26.16	17.88	26.67
14	Maharashtra incl. Mumbai	1.03	2.01	30.62	69.46	31.64	71.47
15	Manipur	0.02	0.02	0.88	1.25	0.91	1.27
16	Meghalaya	0.03	0.01	1.19	0.69	1.22	0.71
17	Mizoram	0.01	0.01	0.48	0.66	0.49	0.67
18	Nagaland	0.02	0.01	0.91	0.64	0.93	0.65
19	Odisha	0.42	0.15	14.37	7.65	14.79	7.79
20	Punjab	0.25	0.44	8.80	16.98	9.04	17.42
21	Rajasthan	0.72	0.72	21.47	23.98	22.19	24.70
22	Sikkim	0.01	0.00	0.38	0.39	0.39	0.39
23	Tamil Nadu incl. Chennai	0.77	1.34	15.27	40.18	16.04	41.52
24	Telangana	0.53	0.61	11.62	20.33	12.15	20.95
25	Tripura	0.03	0.03	0.95	1.02	0.98	1.05
26	Uttar Pradesh (UPE+UPW)	2.81	1.27	51.36	54.27	54.16	55.54
27	Uttarakhand	0.08	0.10	4.17	4.72	4.26	4.83
28	West Bengal incl. Kolkata	1.04	0.79	21.64	35.68	22.68	36.47
Union Territories							
1	Andaman & Nicobar Islands	0.00	0.00	0.21	0.24	0.21	0.25
2	Chandigarh	0.00	0.01	0.04	0.84	0.04	0.85
3	Dadar & Nagar Haweli (incl. Daman & Diu)	0.00	0.01	0.25	0.37	0.25	0.38
4	Delhi	0.29	6.14	0.49	38.98	0.77	45.12
5	Jammu & Kashmir	0.13	0.08	4.08	5.01	4.21	5.09
6	Ladakh	0.00	0.00	0.16	0.02	0.16	0.03
7	Lakshdweep	0.03	0.00	0.02	0.00	0.05	0.00
8	Puduchery	0.01	0.01	0.25	0.44	0.26	0.45
	Total	14.60	20.09	343.40	503.17	357.99	523.26
	Grand Total	34.69		846.57		881.25	

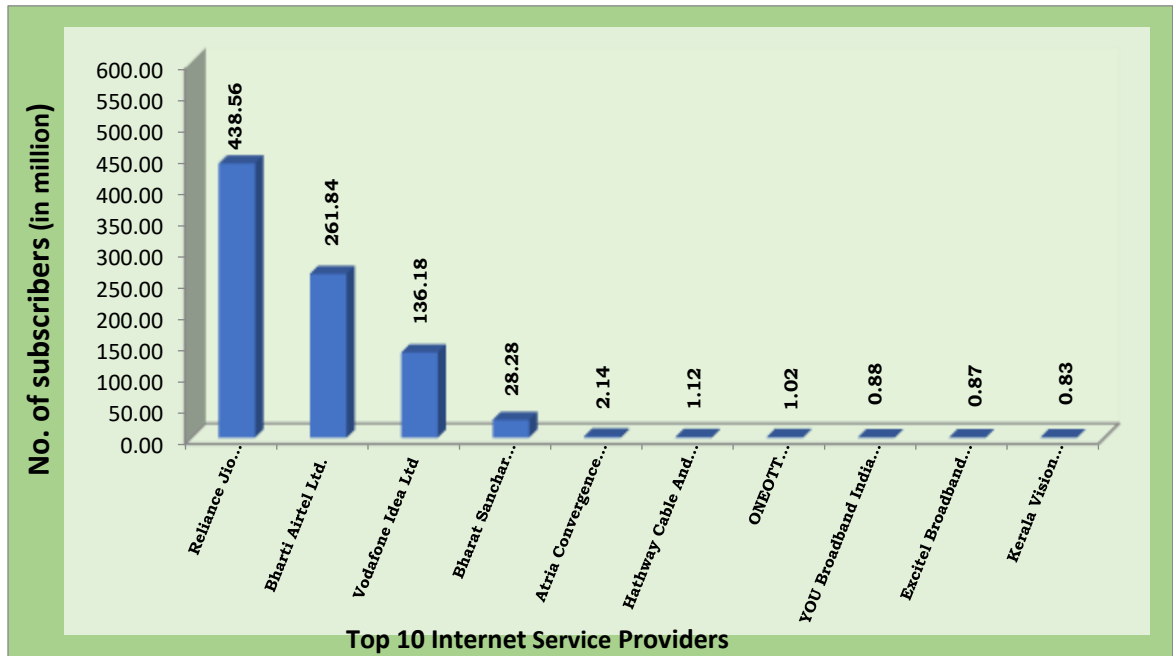
50. The following table depicts the number of internet subscribers of top ten service providers and their market share as on 31st March, 2023: -

Table 1.32: Internet Subscriber Base and Market Share of top 10 Service Providers – Mar-2023

S.No	ISP	No. of Subscribers (In million)	Share (%)
1	Reliance Jio Infocomm Ltd	438.56	49.77
2	Bharti Airtel Ltd.	261.84	29.71
3	Vodafone Idea Ltd	136.18	15.45
4	Bharat Sanchar Nigam Ltd.	28.28	3.21
5	Atria Convergence Technologies Pvt. Ltd.	2.14	0.24
6	Hathway Cable And Datacom Limited	1.12	0.13
7	ONEOTT iNTERTAINMENT LIMITED	1.02	0.12
8	YOU Broadband India Ltd.	0.88	0.10
9	Excitel Broadband Private Limited	0.87	0.10
10	Kerala Vision Broadband Ltd.	0.83	0.09
Total of Top 10 ISPs		871.73	98.92
Others		9.53	1.08
Grand Total		881.25	100

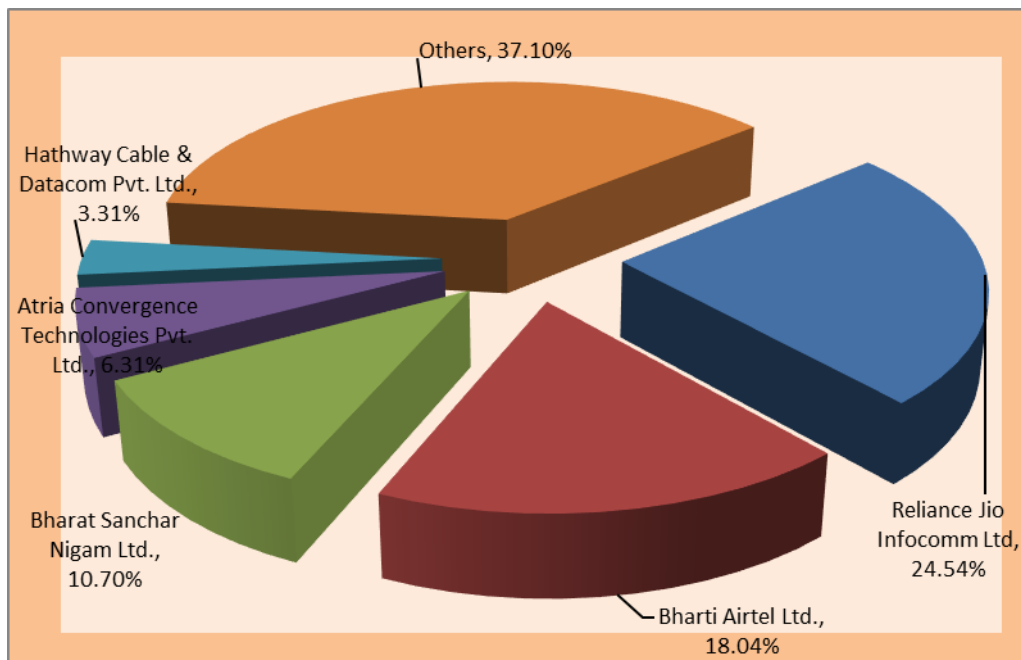
51. M/s Reliance Jio Infocomm Ltd holds the top position with 49.77% market share of total internet subscribers followed by Bharti Airtel Ltd. with 29.71%. Top 10 Service Providers together hold 98.92% share of total internet subscriber base at the end of Mar-23.
52. Detailed table of number of subscriber base (Broadband & Narrowband subscribers) of all the service providers is available at **Annexure-1.5**.

Chart 1.14 : Subscriber base of top ten Service Providers



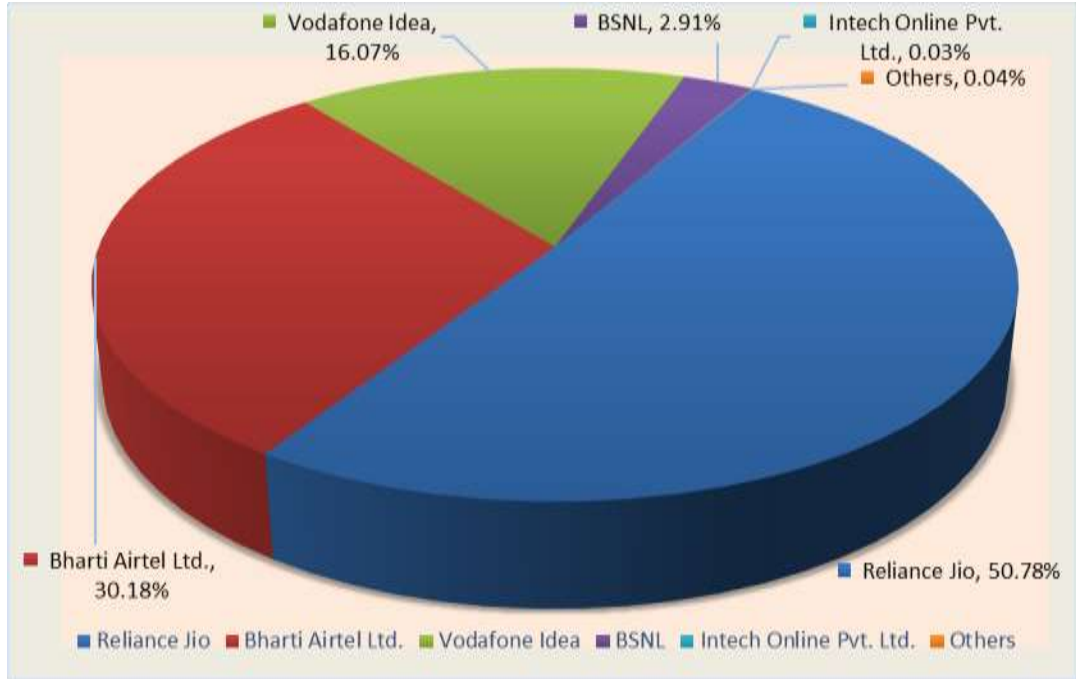
53. Out of total 33.94 million wired internet subscribers, Reliance Jio Infocomm Ltd holds 24.54% market share with 8.33 million subscribers, followed by Bharti with 6.12 million subscribers.

Chart 1.15 : Composition of Wired Internet subscribers as on 31st March, 2023



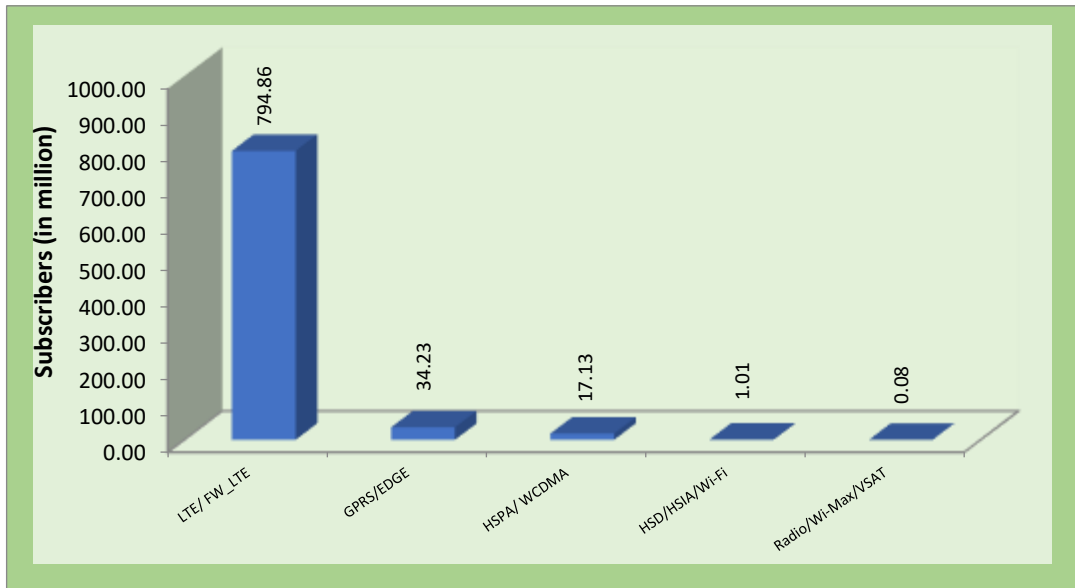
54. In wireless internet segment, Reliance Jio holds 50.78% market share with 430.23 million subscribers followed by Bharti Airtel Ltd with 30.18% and 255.72 million wireless internet subscribers at the QE Mar-23.

Chart 1.16 : Composition of Wireless Internet subscription



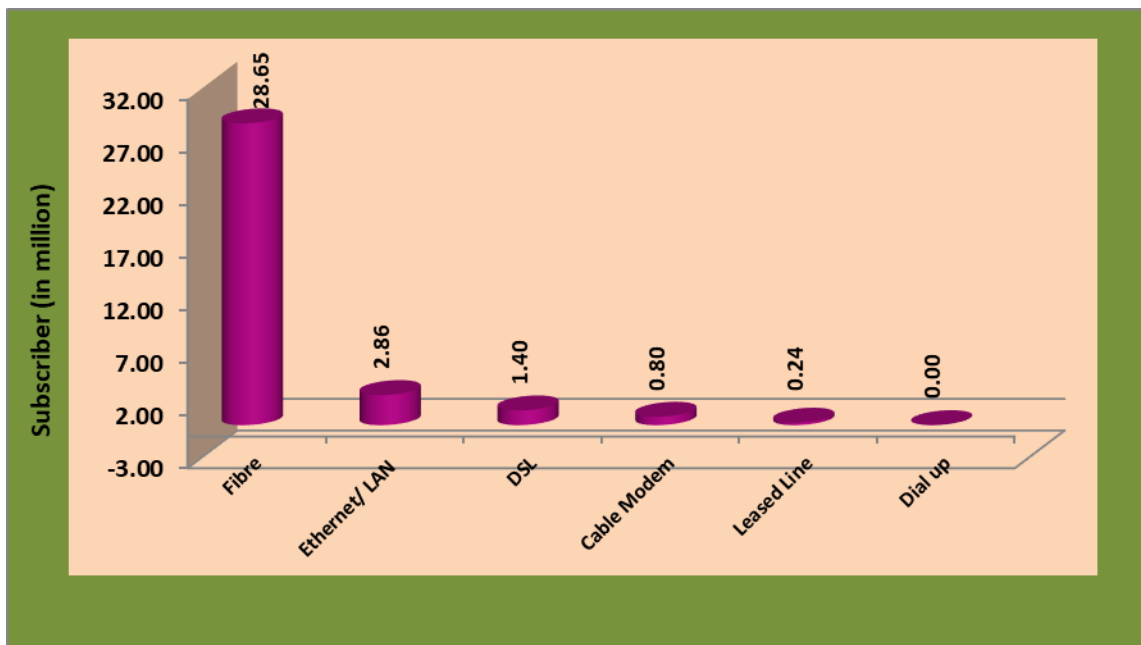
55. The following chart depicts the technology-wise distribution of wireless internet subscriptions.

Chart 1.17 : Technology trend for Wireless Internet Access– Mar-23**



56. The following chart depicts the technology-wise distribution of wired internet subscriptions.

Chart 1.18 : Technology†† trend for Wired Internet Access – Mar-23



** Long Term Evolution (LTE), Fixed Wireless Long Term Evolution (FW_LTE), General packet Radio Service (GPRS), Enhanced Data for GSM (Global system for mobile communications) Evolution (EDGE), High Speed Packet Access (HSPA), Wideband Code Division Multiple Access (WCDMA), High Speed Data (HSD), High Speed Internet Access (HSIA), Wireless Fidelity (Wi-Fi), Worldwide Interoperability for Microwave Access (Wi-Max), Very Small Aperture Terminal (VSAT)

†† DSL – Digital Subscriber Line, LAN – Local Area Network

57. Number of internet subscribers per 100 populations (internet tele-density) increased from 60 as on 31st March, 2022 to 63.53 as on 31st March, 2023. Rural internet tele-density increased from 37.06 to 39.84 and urban internet tele-density also increased from 102.82 to 107.11 from Mar-22 to mar-23.

Table1.33: Subscriber Base & Tele-density - Rural & Urban

Year ending	Internet Subscribers (million)			Internet tele-density (%)		
	Rural	Urban	Total	Rural	Urban	Overall
Mar-2020	285.97	457.23	743.19	32.24	99.12	55.12
Mar-2021	322.77	502.53	825.30	36.24	107.30	60.73
Mar-2022	331.81	493.08	824.89	37.06	102.82	60.00
Mar-2023	357.99	523.26	881.25	39.84	107.11	63.53
Growth in Mar-23 over Mar-22	7.89%	6.12%	6.83%	7.48%	4.17%	5.88%

Table 1.34: Service Area wise number of Internet Subscribers per 100 population at the end of Mar-23

Service Area	Internet Subscribers (in million)			No. of Internet subscribers per 100 population		
	Rural	Urban	Total	Rural	Urban	Total
Andhra Pradesh	28.95	37.34	66.29	53.93	99.07	72.55
Assam	10.98	6.61	17.59	36.39	118.72	49.21
Bihar	42.11	23.68	65.79	29.97	91.30	39.53
Delhi	0.83	51.91	52.74	-	-	246.55
Gujarat	17.29	35.88	53.18	46.86	99.83	73.00
Haryana	8.48	10.54	19.01	48.46	82.67	62.88
Himachal Pradesh	3.87	2.42	6.29	57.73	314.20	84.18
Jammu & Kashmir	4.36	5.18	9.55	45.19	121.83	68.62
Karnataka	19.29	33.69	52.98	51.27	111.93	78.23
Kerala	15.08	16.83	31.91	171.98	62.12	89.00
Madhya Pradesh	25.37	34.94	60.31	30.37	104.82	51.60
Maharashtra	31.27	43.48	74.75	49.44	116.50	82.23

Service Area	Internet Subscribers (in million)			No. of Internet subscribers per 100 population		
	Rural	Urban	Total	Rural	Urban	Total
Mumbai	1.09	29.44	30.53			
North East	4.97	4.68	9.65	48.35	85.37	61.21
Orissa	14.79	7.79	22.58	41.17	93.05	50.97
Punjab	9.09	18.28	27.37	50.83	129.64	85.58
Rajasthan	22.19	24.70	46.89	37.29	114.40	57.83
Tamil Nadu	16.29	41.96	58.25	45.16	98.84	74.18
UP (East)	39.53	30.34	69.87	31.30	93.26	46.54
UP (West)	18.89	26.44	45.33			
Kolkata	1.35	17.48	18.84	36.84	100.24	60.26
West Bengal	21.93	19.62	41.56			
Total	357.99	523.26	881.25	39.84	107.11	63.53

* Population data/projections are available state-wise only.

Notes:

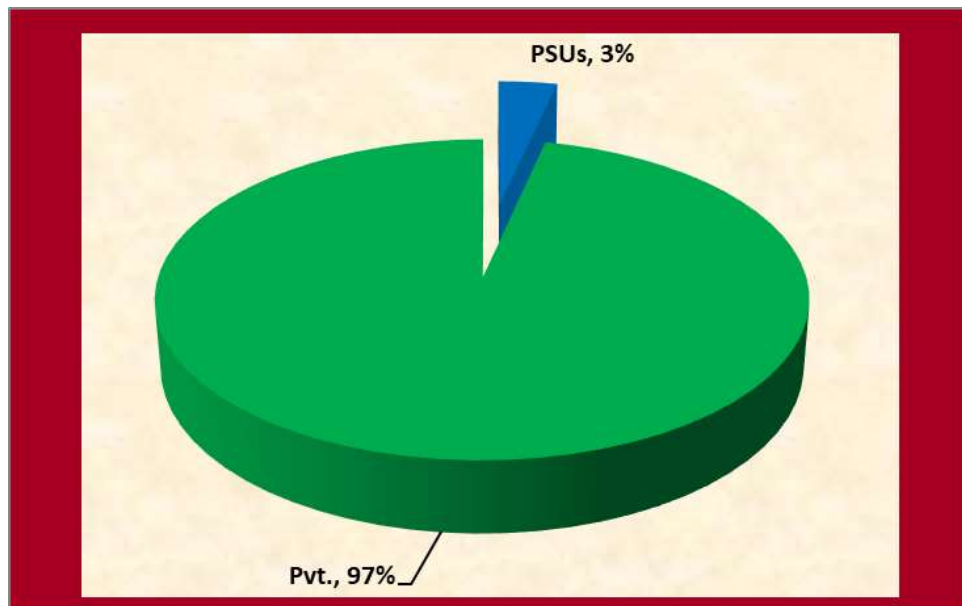
1. No. of total internet subscribers per 100 population is derived from the subscriber data provided by the operators and the projection of population.
2. With effect from 1st January, 2020, the projection of population is based on the 'Report of the Technical Group on Population Projections for India and States 2011 – 2036', which is available under the link https://main.mohfw.gov.in/sites/default/files/Population%20Projection%20Report%202011-2036%20-%20upload_compressed_0.pdf
3. The bifurcation of rural and urban subscriber data provided by the operators is based on different sources. E.g. one operator is deriving information from <https://censusindia.gov.in/census.website/> while others are procuring the data from concerned authorities/third party.
4. Data/information for Andhra Pradesh includes Telengana, Madhya Pradesh includes Chhatisgarh, Bihar includes Jharkhand, Maharashtra includes Goa, Uttar Pradesh includes Uttarakhand, West Bengal includes Sikkim and North-East includes Arunachal Pradesh, Manipur, Meghalaya, Mizoram, Nagaland & Tripura states.

Table 1.35: State/UT wise number of Internet Subscribers per 100 population at the end of Mar-23

S.N.	State(s)	Total Subscribers (In million)			Tele-density (%)		
		Rural	Urban	Total	Rural	Urban	Total
1	Andhra Pradesh	16.79	16.39	33.18	49.75	84.41	62.41
2	Arunachal Pradesh	0.46	0.32	0.78	39.20	80.26	49.73
3	Assam	10.98	6.61	17.59	36.39	118.75	49.21
4	Bihar	32.27	15.60	47.87	28.99	100.03	37.72
5	Chattisgarh	7.48	8.27	15.75	34.01	100.80	52.14
6	Goa	0.71	1.46	2.17	188.21	121.84	137.83
7	Gujarat	17.04	35.50	52.54	46.48	101.69	73.41
8	Haryana	8.53	13.75	22.28	48.75	107.90	73.68
9	Himachal Pradesh	3.87	2.42	6.29	57.73	313.99	84.16
10	Jharkhand	9.84	8.08	17.92	33.73	78.09	45.35
11	Karnataka	19.29	33.76	53.05	51.27	112.14	78.33
12	Kerala	15.03	16.82	31.86	171.40	62.27	89.01
13	Madhya Pradesh	17.88	26.67	44.56	29.07	106.12	51.41
14	Maharashtra	31.64	71.47	103.11	48.63	116.40	81.53
15	Manipur	0.91	1.27	2.18	41.56	121.30	67.43
16	Meghalaya	1.22	0.71	1.93	45.82	102.33	57.48
17	Mizoram	0.49	0.67	1.15	87.09	98.12	93.16
18	Nagaland	0.93	0.65	1.58	76.92	63.64	70.82
19	Odisha	14.79	7.79	22.58	41.17	93.05	50.97
20	Punjab	9.04	17.42	26.47	50.58	135.40	86.09
21	Rajasthan	22.19	24.70	46.90	37.29	114.41	57.83
22	Sikkim	0.39	0.39	0.79	111.97	115.94	113.92
23	Tamil Nadu incl. Chennai	16.04	41.52	57.55	45.07	100.53	74.86
24	Telangana	12.15	20.95	33.10	61.00	114.63	86.66
25	Tripura	0.98	1.05	2.03	38.86	64.66	48.99
26	Uttar Pradesh (UPE+UPW)	54.16	55.54	109.70	30.23	97.95	46.51
27	Uttarakhand	4.26	4.83	9.08	57.03	115.34	77.98
28	West Bengal incl. Kolkata	22.68	36.47	59.15	36.21	99.91	59.67
Union Territories							
1	Andaman & Nicobar Islands	0.21	0.25	0.46	94.83	139.07	114.39
2	Chandigarh	0.04	0.85	0.90	-	-	72.88
3	Dadar & Nagar Haweli (incl. Daman & Diu)	0.25	0.38	0.63	105.99	37.07	49.94
4	Delhi	0.77	45.12	45.89	-	-	214.53
5	Jammu & Kashmir	4.21	5.09	9.29	44.49	122.34	68.28
6	Ladakh	0.16	0.03	0.19	76.68	30.58	62.41
7	Lakshdweep	0.05	0.00	0.05	-	-	73.48
8	Puduchery	0.26	0.45	0.71	51.93	39.10	42.92
Total		357.99	523.26	881.25	39.84	107.11	63.53

58. Top five service areas in terms of internet subscriptions (wired+wireless) are Maharashtra 74.75 million, U.P.(East) 69.87 million, Andhra Pradesh 66.29 million, Bihar 65.79 million and Madhya Pradesh 60.31 million.
59. Share of private internet service providers in total internet subscriber base is 97%, at end of Mar-23. The following charts present the composition of market share of PSUs and Private Internet service providers.

Chart 1.2 : Market share of PSUs and Private Internet Service Providers



ISP Connectivity

60. The International Internet bandwidth owned by various service providers is reported to be 35,855 Gbps during the quarter ending Mar-23 as compared to 27,468 Gbps during the quarter ending Mar-22.

Public WiFi Hotspot

61. A public Wi-Fi hotspot is an area where you can access Wi-Fi enabled internet. These areas are usually created in places such as malls, coffee shops, airports, stadiums, and parks to name a few. This report also includes information on Public Wi-Fi Hotspots, as on 31st March, 2023, available at **Annexure-1.6**.

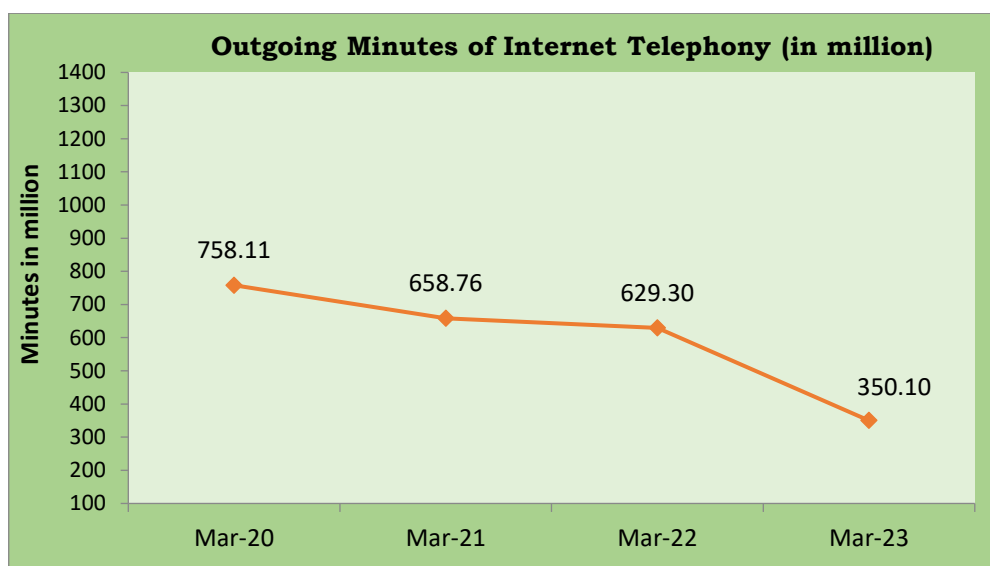
Internet Telephony[#]

62. As per the reports received from 13 service providers, providing Internet Telephony services, the total outgoing minutes of usage (MoU) for internet telephony is 350.10 million during the year 2022-23 as compare to 629.30 million during the year 2021-22. List of Internet Telephony Service providers is available at **Annexure-1.7**.

[#] Internet Telephony : Internet telephony is used as a generic term for the conveyance of voice, fax and related services, partially or wholly over packet-based, IP-based networks.

(Source-ITU)

Chart 1.20 : Trends in MOU for Internet Telephony

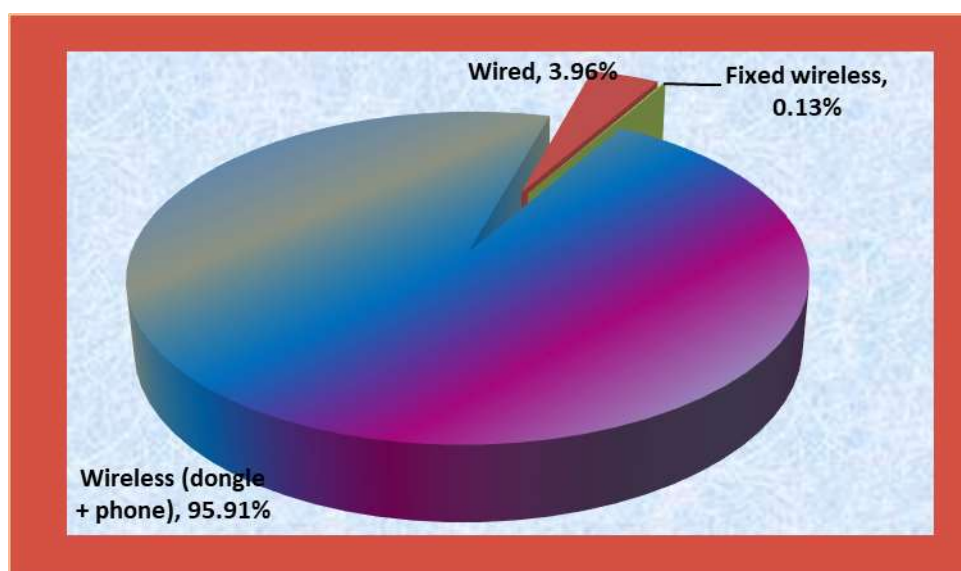


Part-II : Broadband Service (Download Speed \geq 2Mbps)

63. The total number of broadband subscribers increased from 788.30 million at the end of Mar-22 to 846.57 million at the end of Mar-23 with yearly growth rate of 7.39%. Out of total 846.57 million number of broadband subscribers, number of wired broadband subscribers are 33.49 million and number of wireless broadband subscribers are 813.08 million at the end of Mar-23.
64. Top five broadband (wired+wireless) service providers in term of subscribers as on 31st March, 2023 are Reliance Jio 438.56 million, Bharti Airtel 241.90 million, Vodafone Idea Ltd 124.83 million, BSNL 25.37 million and Atria Convergence 2.14 million.
65. In wired broadband segment, Reliance Jio Infocomm Ltd. holds 24.87% market share with 8.33 million subscribers followed by Bharti Airtel Ltd. with 6.12 million subscribers at the end Mar-23.

66. In wireless broadband segment, Reliance Jio holds 52.91% market share with 430.23 million subscribers followed by Bharti Airtel Ltd 29% market share with 235.78 million subscribers at the end Mar-2023.
67. Top five service areas in respect of broadband subscriptions at the end Mar-2023 are Maharashtra 72.63 million, U.P.-East 67.01 million, Andhra Pradesh 63.77 million, Bihar 63.44 million and Madhya Pradesh 58.78 million.
68. The following chart depicts the composition of technology wise broadband subscriptions as on 31st March, 2023.

Chart 1.21 : Composition of Broadband subscription – Technology wise

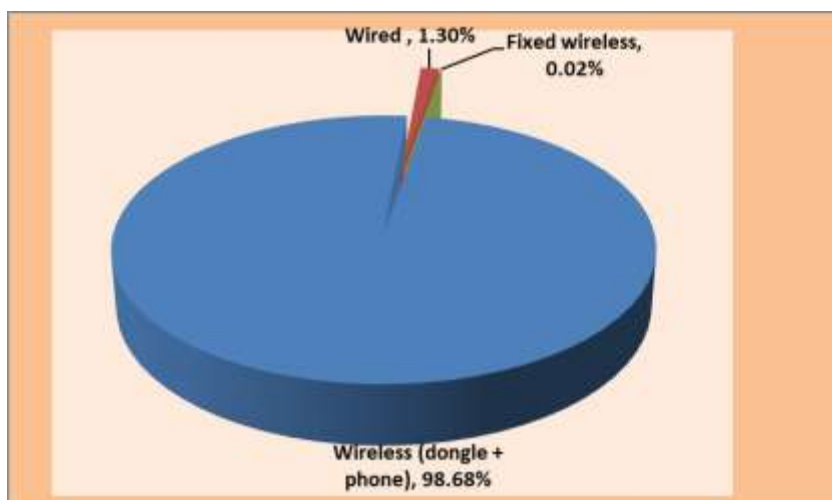


69. Mobile Device (dongle+phone) is the most popular mode of broadband access and it constitutes 95.91% of total broadband subscribers at the end of Mar-22. On the other hand, share of wired internet subscribers is only 3.96% during the same period.

Part-III : Narrowband Service (Download Speed <2Mbps)

70. Total number of narrowband subscribers declined from 36.59 million at the end of Mar-22 to 34.69 million at the end of mar-23 with the yearly rate of decline of 5.21%. Out of 34.69 million narrowband subscribers, number of Wired Narrowband subscribers are 0.45 million and number of Wireless Narrowband subscribers are 34.24 million, at the end of Mar-23.
71. The top five narrowband (wired + wireless) service providers in term of subscriber base are Bharti Airtel 19.94 million, Vodafone Idea Ltd 11.35 million, BSNL 2.92 million, YOU Broadband India Ltd. 0.40 and MTNL 0.06 million, at the end of Mar-23.
72. In wired narrowband segment, YOU Broadband India Ltd. hold 89.14% market share with 0.40 million subscribers followed by BSNL with 0.03 million subscribers, at the end of Mar-23.
73. In wireless narrowband segment, Bharti Airtel holds 58.24% market share with 19.94 million subscribers followed by Vodafone Idea Ltd with 11.35 million subscribers, at the end of Mar-23.
74. The following chart depicts the composition of technology wise narrowband subscription as on 31st March, 2023.

Chart 1.22 : Composition of Narrowband subscription – Technology wise



Section E : Other Value Added Services - PMRTS & VSAT

Public Mobile Radio Trunk Services (PMRTS)

75. The subscriber base of Public Mobile Radio Trunk Service (PMRTS) increased from 66,392 at the end of Mar-22 to 67,820 at the end of Mar-23 with yearly growth rate of 2.15%.

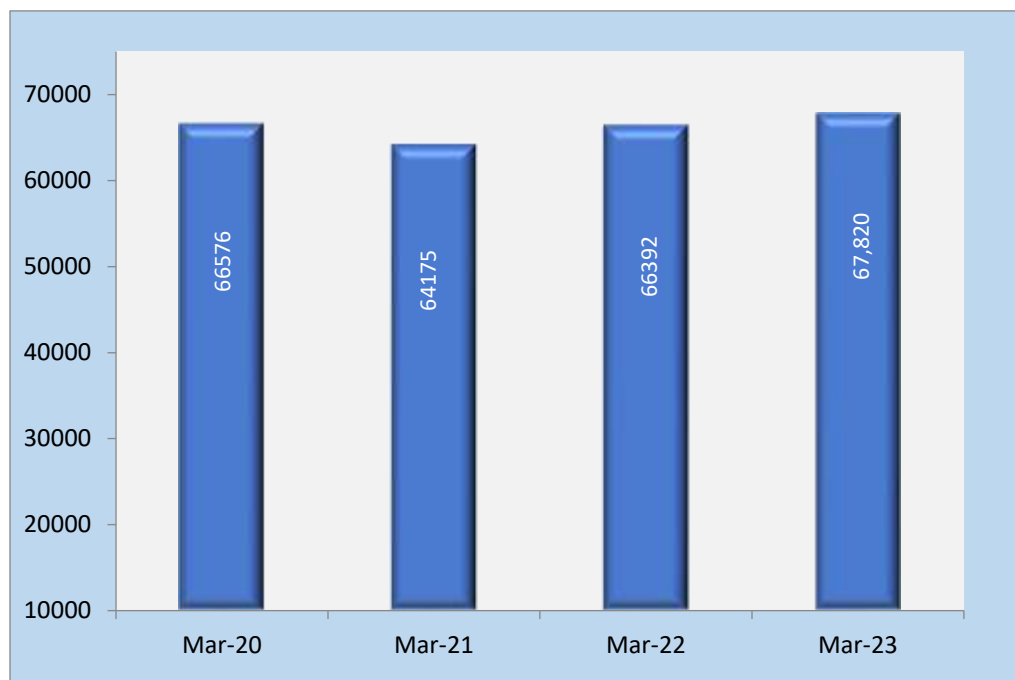
Table 1.36: PMRTS Subscriber base - Service Provider wise

Sl. No.	Name of the Service Provider	Subscriber Base as on 31.03.2022	Subscriber Base as on 31.03.2023	Net Addition in Subscribers	% Market share as on 31.03.2023
1	Arya Omnitalk Radio Trunking Services Pvt.Ltd.	54,838	55,506	668	81.84
2	Procall Ltd.	3,510	4,246	736	6.26
3	Quick Call	2,033	1,836	-197	2.71
4	Inative Networks Pvt Ltd	1,820	1,820	0	2.68
5	Smartalk Pvt Ltd	1,699	1,691	-8	2.49
6	Bhilwara Telenet Services Pvt Ltd	926	883	-43	1.30
7	Wiwonet Solutions Pvt Ltd	1,041	1,053	12	1.55
8	Airtalk Solutions & Services Pvt Ltd	525	785	260	1.16
	Total	66,392	67,820	1,428	100

76. M/s Arya Omnitalk Radio Trunking Services Pvt. Ltd. is the market leader in PMRTS with 81.84% share of total subscription as on 31st Mar-23. Detailed table on Service Area wise subscriber base of PMRTS is available at **Annexure-1.8**.

77. The following chart depicts the trend of number of PMRTS subscribers during last four years.

Chart 1.23 : Trend of number of PMRTS subscribers



Very Small Aperture Terminal (VSAT)

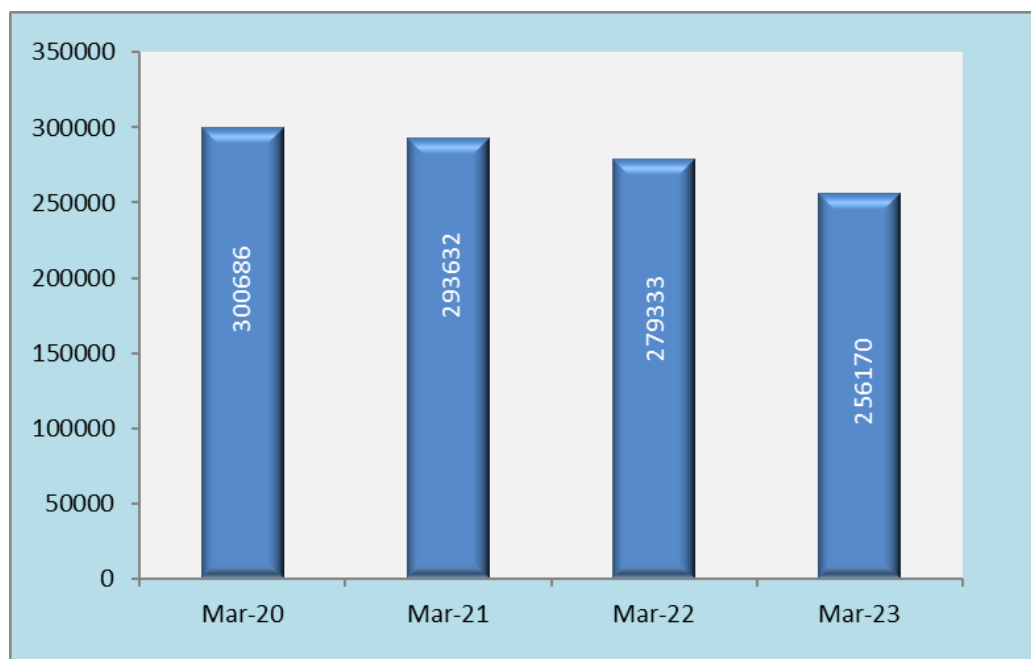
78. The total number of Very Small Aperture Terminal (VSAT) subscribers decreased from 2,79,333 at the end of Mar-22 to 2,56,170 at the end of Mar-23. Net loss in VSAT subscribers during at the end Mar-23 has been 23,163 at the yearly rate of decline of 8.29%.
79. Hughes Communication Limited continues to be the market leader with subscriber base of 1,76,150 followed by Nelco Ltd with subscriber base of 70,750 at the end of Mar-23.

Table 1.37: VSAT Service Providers currently providing service & their subscriber base

Sr. No	Name of Service Providers	Subscriber base at the Quarter ending		Net Addition at the end of Mar-2023	Market Share (%) Mar-23
		Mar-22	Mar-23		
1	Hughes Communications Ltd.	1,94,823	1,76,150	-18,673	68.76
2	Nelco Ltd.	74,710	70,750	-3,960	27.62
3	HCL Comnet	63	0	-63	0.00
4	BSNL	7,122	6,556	-566	2.56
5	Infotel Satcom	2,565	2,707	142	1.06
6	Cloudcast Digital	50	7	-43	0.003
	Total	2,79,333	2,56,170	-23,163	100

80. Except M/s Infotel Satcom, all other service providers have shown decline in their subscribers at the end of Mar-2023.

Chart 1.24 : Trend of Number of VSAT Subscribers



Chapter 2: Revenue and Usage Wireless Services

-
- For all the parameters, Metros indicate data for Delhi, Mumbai & Kolkata. Data for Chennai service area has been included in Circle A, as part of TN.
 - ARPU arrived after adjusting interconnect usage charges and roaming settlement charges.
 - The data contained in the section A & B covers the licensees, who have been providing service during the entire period from 1st April, 2021 to 31st March, 2023 in the various service areas.

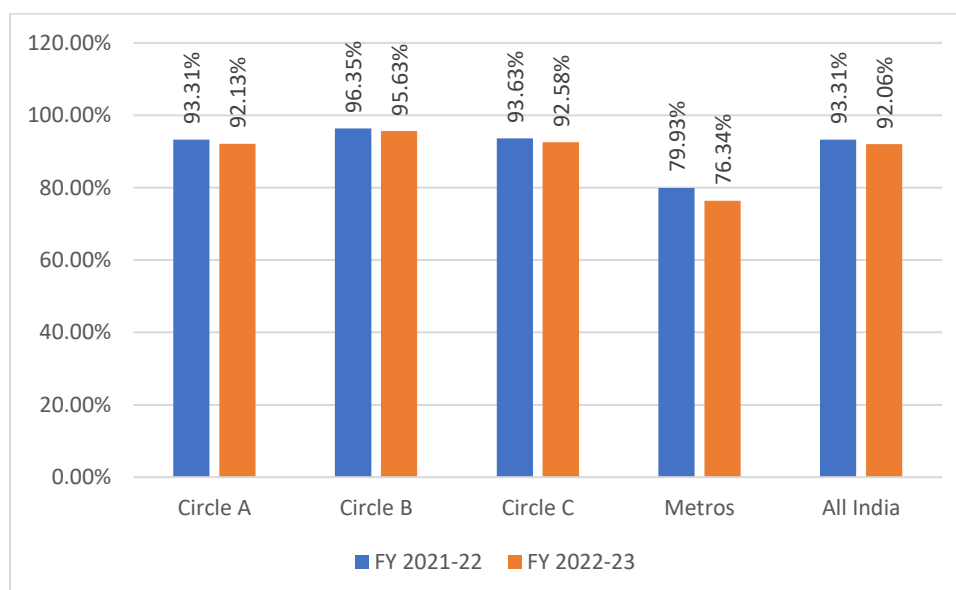
- The following table presents a Key Indicators of Wireless Revenue and Usage for the year 2022-23 compared to the previous year 2021-22 and yearly growth.

Table 2.1 : Key Indicators – Wireless Service

Parameter	2021-22	2022-23	Yearly Changes (%)
Share of prepaid subscribers	93.31%	92.06%	-1.34%
Incoming MOUs per subscriber per month	431.58	459.67	6.51%
Outgoing MOUs per subscriber per month	447.45	459.46	2.69%
Total MOUs per subscriber per month	879.02	919.14	4.56%
No. of outgoing SMS per subscriber per month	14.65	12.83	12.41
Average Revenue per user (ARPU) per month (Rs.)	115.71	138.75	19.91%

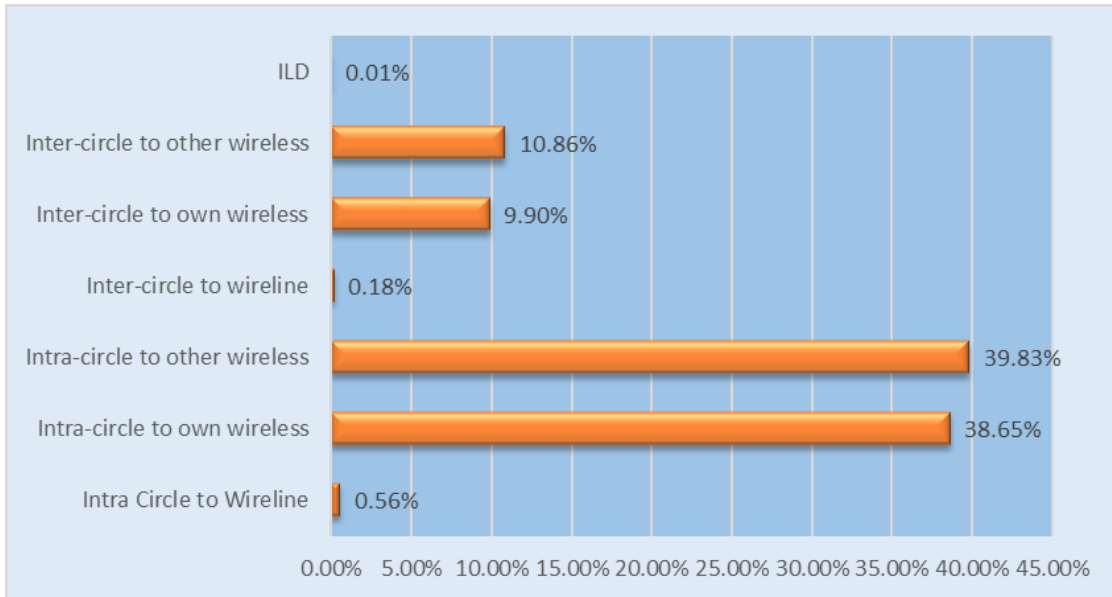
- Share of prepaid wireless subscriber over total wireless subscribers decreased from 93.31% during the year 2021-22 to 92.06% in 2022-23. The following chart depicts Category-wise share (%) of wireless prepaid subscribers during the year 2021-22 and 2022-23.

Chart 2.1: % Share of Prepaid Subscribers over total wireless subscribers



3. The following chart depicts % break-up of outgoing minutes from Home Service Area to inter-circles and intra-circles for wireless service: -

Chart 2.2: % break-up of outgoing minutes from Home Service Area (HSA) during the year 2022-23



A. Average Revenue Per User

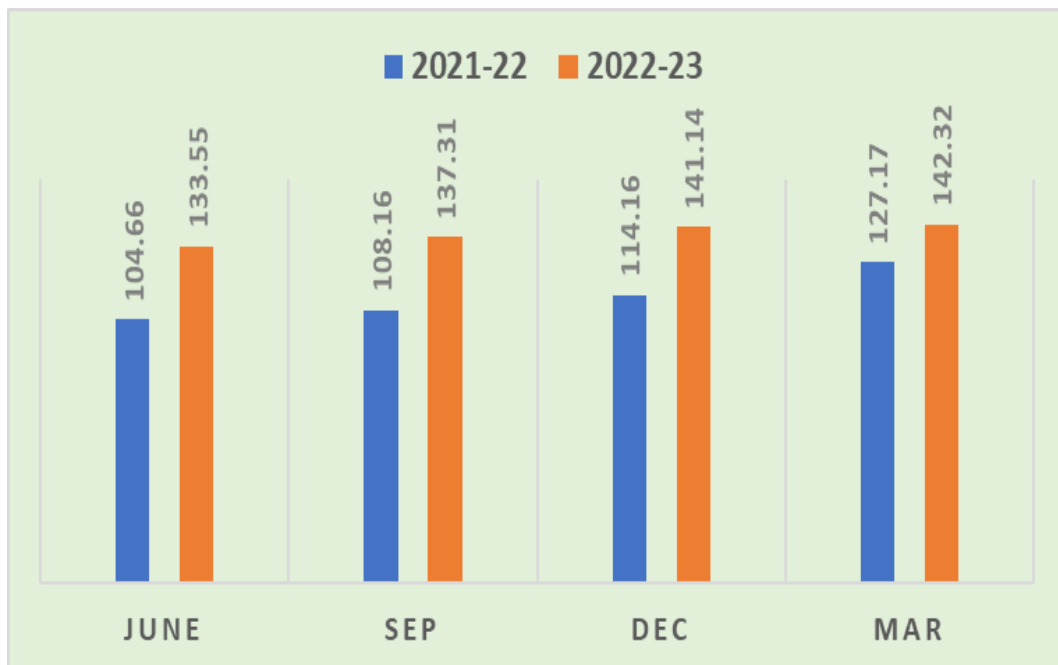
4. Average Revenue Per User (ARPU) per month for wireless service increased from Rs.115.71 during 2021-22 to Rs.138.75 in 2022-23, thereby showing a yearly growth rate of 19.91%.
5. The following table presents the ARPU per month for various categories of circles and various platforms for payment viz. post-paid and pre-paid.

Table 2.2: Average Revenue Per User (ARPU) per month (Rs.)

Category	Postpaid		Prepaid		Blended	
	2021-22	2022-23	2021-22	2022-23	2021-22	2022-23
Circle A	226.08	213.93	125.66	155	132.38	159.66
Circle B	165.35	161.58	105.25	127	107.45	128.42
Circle C	166.45	162.53	109.27	129	112.91	131.83
Metro	162.04	153.23	80.32	111	96.72	121.05
All India	185.15	176.73	110.73	135.47	115.71	138.75

- Average Revenue Per User (ARPU) per month for postpaid service declined from Rs.185.15 during the year 2021-22 to Rs.176.73 in 2022-23. However, ARPU per month for prepaid service increased from Rs.110.73 to Rs.135.47 during the same period.
- The following chart presents the Quarterly trend for ARPU per month during the year 2021-22 and 2022-23.

Chart 2.3: Trend of ARPU (Rs.) per month of Wireless Service during the quarter during the year 2021-22 and 2022-23

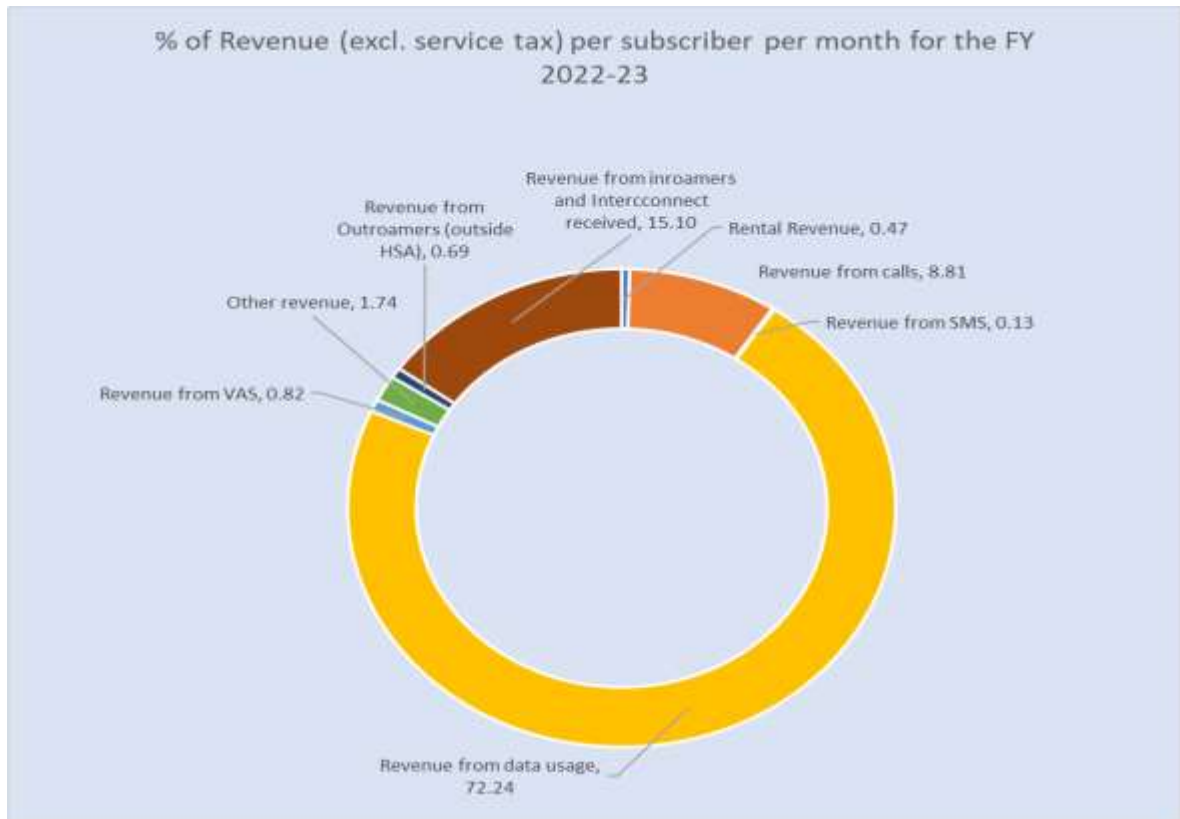


**Table 2.3 : Composition of Average Revenue Per User (ARPU)
per month (Rs.)**

SI. No.	Item	Revenue (excl. service tax) per subscriber per month for the FY 2021-22	Revenue (excl. service tax) per subscriber per month for the FY 2022-23	% of Revenue (excl. service tax) per subscriber per month for the FY 2022-23
	Usage from Home Service Area			
1	Rental Revenue	0.76	0.81	0.47
2	Revenue from calls	14.68	15.00	8.81
3	Revenue from SMS	0.17	0.22	0.13
4	Revenue from data usage	104.18	122.99	72.24
5	Revenue from Other VAS	1.35	1.40	0.82
6	Other revenue	1.99	2.97	1.74
7	B. Usage outside Home Service Area			
8	Revenue from outroamers	0.62	1.17	0.69
9	C. Total revenue from home subscribers (A+B)	123.75	144.56	
10	D. Revenue from inroamers and interconnect charges received	22.20	25.70	15.10
11	E. Total Gross Revenue (C+D)	145.95	170.26	100
12	F. Net inter-operable settlement charges payable	-30.24	-31.51	
13	Net Revenue (ARPU) (E+F)	115.71	138.75	

8. As can be seen in the above table composition of ARPU increased in all services during the year 2022-23.
9. The following chart presents the comparison of share of Revenue as a percentage of total Revenue during the year 2022-23.

Chart 2.4: Composition of Revenue of wireless Service during the year 2022-23



10. It may be seen in the above chart that revenue from data usage comprises about 72.24% of total revenue from wireless services during the year 2022-23.

B. Usage Pattern

11. Average Minutes of Usage (MOUs) per subscriber per month increased from 879 during the year 2021-22 to 919 in 2022-23 with yearly growth rate of 4.56%.

12. The following table presents the Minutes of Usage per subscriber per month for various categories of circles and various platforms for payment viz. post-paid and pre-paid.

Table 2.4: - Category-wise Minutes of Usages (MOUs) per subscriber per month: -

Segment	MOUs	Year	Circle A	Circle B	Circle C	Metros	All India
Postpaid	Outgoing MOU	2021-22	311.75	363.86	462.65	228.58	321.53
		2022-23	271.15	326.57	402.13	181.57	276.77
	Incoming MOU	2021-22	270.33	302.51	364.26	184.89	266.61
		2022-23	251.52	312.85	363.13	160.72	255.20
	Total MOU	2021-22	582.08	666.37	826.90	413.47	588.14
	2022-23	522.67	639.42	765.25	342.30	531.97	
Prepaid	Outgoing MOU	2021-22	418.38	443.16	548.01	509.16	456.47
		2022-23	427.80	467.14	576.26	513.28	475.21
	Incoming MOU	2021-22	392.18	438.00	561.35	459.89	443.40
		2022-23	421.40	475.33	601.88	472.53	477.30
	Total MOU	2021-22	810.56	881.15	1109.36	969.05	899.87
	2022-23	849.20	942.48	1178.14	985.81	952.51	
Blended	Outgoing MOU	2021-22	411.24	440.26	542.57	452.86	447.45
		2022-23	415.47	461.00	563.34	434.79	459.46
	Incoming MOU	2021-22	384.03	433.05	548.79	404.71	431.58
		2022-23	408.03	468.24	584.15	398.75	459.67
	Total MOU	2021-22	795.27	873.31	1091.36	857.56	879.02
	2022-23	823.50	929.24	1147.49	833.54	919.14	

13. Minutes of Usage (MOUs) per subscriber per month for postpaid services declined from 588 during the year 2021-22 to 532 in 2022-23. However, MoUs for prepaid services increased from 900 to 953 during the same period.
14. Outgoing MoUs per subscriber per month increased from 447 during 2021-22 to 459 in 2022-23 however Incoming MoUs per subscriber per month increased from 432 to 460 during the same period.

Table 2.5: Category-wise average number of outgoing SMS per subscriber per month

Category	Postpaid		Prepaid		Blended	
	2021-22	2022-23	2021-22	2022-23	2021-22	2022-23
Circle A	37.17	29.05	14.03	12.78	15.58	14.06
Circle B	26.00	10.13	12.03	11.30	12.54	11.25
Circle C	16.17	14.63	17.38	16.08	17.30	15.97
Metros	34.37	8.89	11.54	10.44	16.12	10.07
All India	30.77	16.75	13.50	12.50	14.65	12.83

15. Average number of outgoing SMS per subscriber per month decreased from 14.65 during year 2021-22 to 12.83 in 2022-23.
16. The following table presents the percentage break-up of outgoing minutes of usage from home service area to various categories of termination networks.

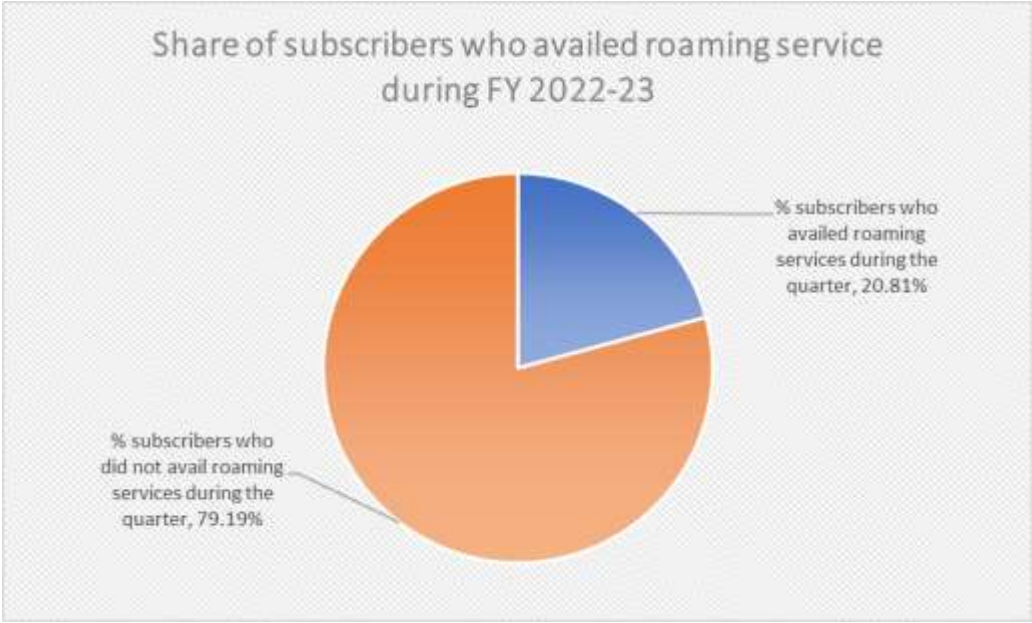
Table 2.6: Category-wise % break-up of outgoing minutes from Home Service Areas (HSA) for wireless service, at the end of Mar-2023

Category	Intra Circle to Wireline	Intra-circle to own wireless	Intra-circle to other wireless	Inter-circle to wireline	Inter-circle to own wireless	Inter-circle to other wireless	ILD
Circle A	0.53%	40.88%	44.36%	0.16%	6.68%	7.38%	0.02%
Circle B	0.55%	37.77%	40.81%	0.16%	9.71%	10.98%	0.01%
Circle C	0.47%	41.55%	33.97%	0.18%	11.99%	11.84%	0.00%
Metros	0.86%	28.10%	31.74%	0.36%	17.98%	20.92%	0.04%
All India	0.56%	38.65%	39.83%	0.18%	9.90%	10.86%	0.01%

17. Out of total number of wireless subscribers, about 20.81% wireless subscribers availed roaming service during the year 2022-23. The

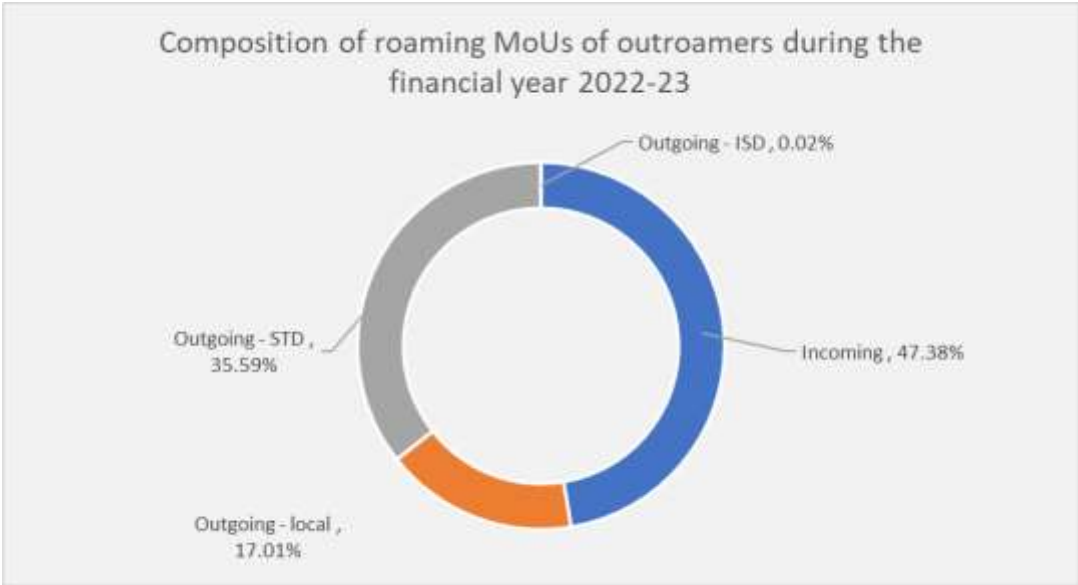
chart given below presents the share of wireless subscribers who availed roaming service during the year 2022-23.

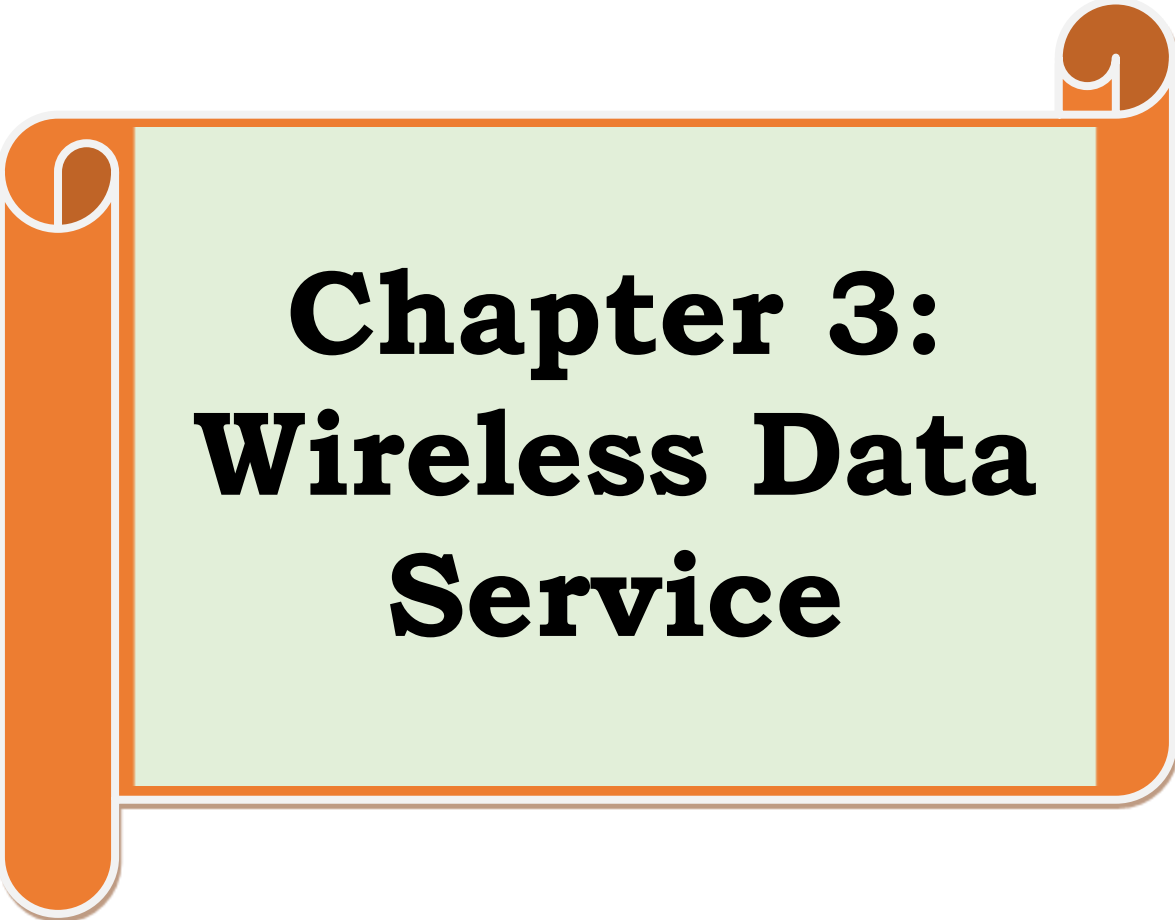
Chart 2.5: Share of subscribers who availed roaming service during the year 2022-23



18. The chart given below presents the composition of roaming MoUs of outroamers (who had availed roaming services) during the year 2022-23.

Chart 2.6: Composition of roaming MoUs of outroamers during the year 2022-23

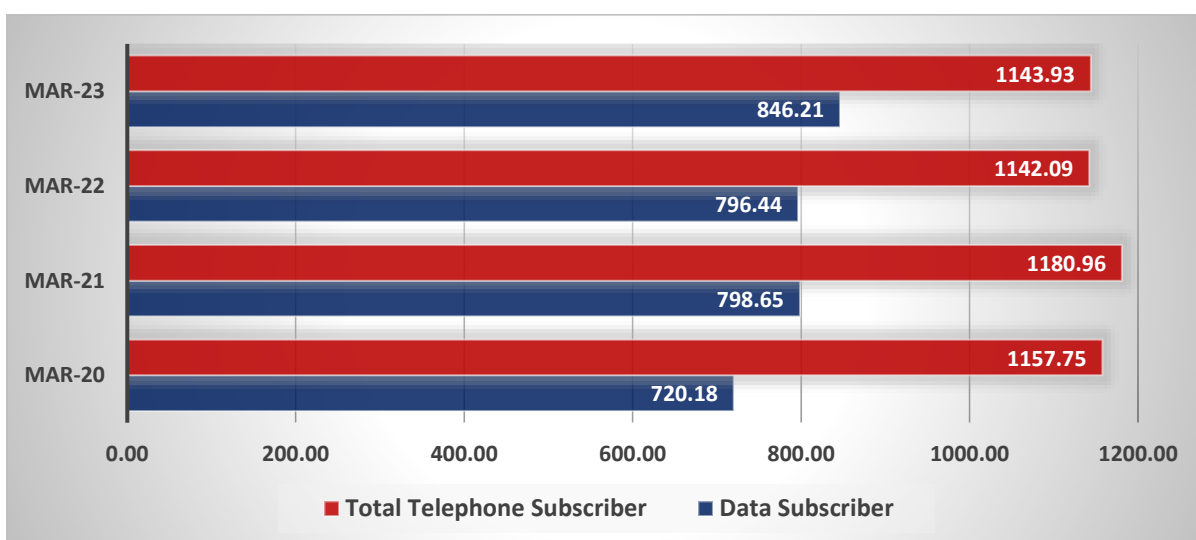




Chapter 3: Wireless Data Service

1. As per information received from the wireless access service providers, number of wireless data subscribers has increased from 796.44 million at the end of Mar-22 to 846.21 million at the end of Mar-23 with yearly growth rate of 6.25%. The number of wireless data subscribers was 227.91 million at the year ending 2013.
2. Total number of wireless telephone subscribers was 1143.93 million at the end of Mar-2023. Out of total number of wireless telephone subscribers, the number of wireless data subscriber was 846.21 million at the end of Mar-23. Thereby, share of wireless data subscribers was 73.97% of total wireless telephone subscribers at the end of Mar-2023.

Chart 3.1: Trend of total wireless telephone subscribers and total wireless data subscribers (in Million)



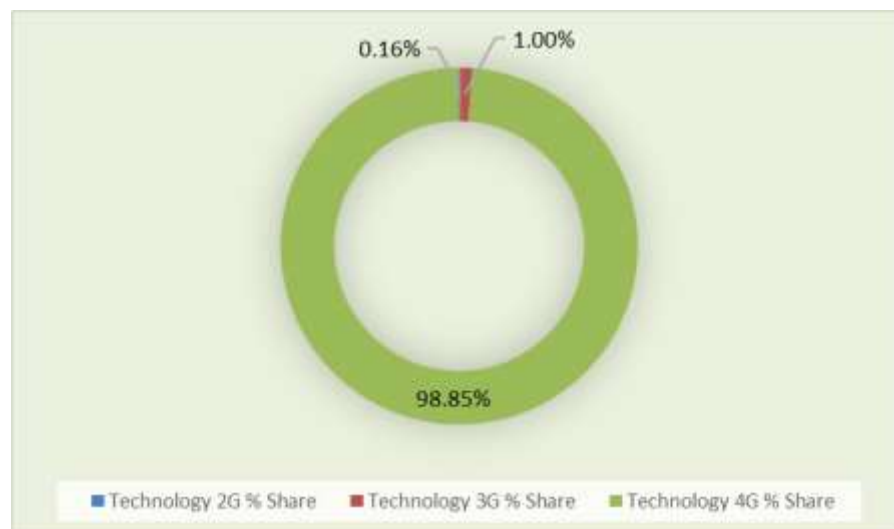
3. Total volume of wireless data usage increased from 1,37,459 PB during the year 2021-22 to 1,60,054 PB during the year 2022-23 with yearly growth of 16.44%.
4. Total volume of Wireless data usage comprises of data usage by 2G, 3G and 4G data subscribers. Technology-wise distribution of volume of wireless data usage is mentioned in the following table.

Table 3.1: Wireless data usage (in PB)

Period	2G Data Usage	3G Data Usage	4G Data Usage	Total Volume of Data Usage	Yearly Growth (%)
2019-20	522	3,998	75,103	79,623	53.55%
2020-21	629	2,704	1,00,874	1,04,207	30.88%
2021-22	507	2,057	1,34,895	1,37,459	31.91%
2022-23	251	1,598	1,58,206	1,60,054	16.44%

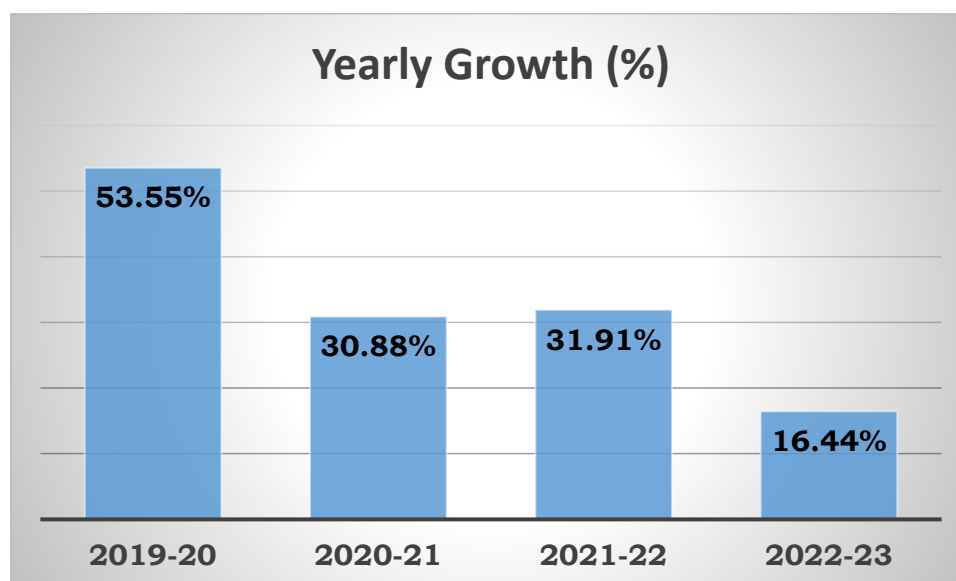
- 4G technology (LTE – Long Term Technology) was introduced in India during the year 2016. During a short period of time, 4G data technology became the market leader in wireless data usage.
- Out of total volume of wireless data usage of 1,60,054 PB in the year 2022-23, 4G (LTE) technology has major part of 98.85% with volume of 1,58,206 PB. Shares of 2G and 3G data usage are 0.16% and 1% respectively in total volume of wireless data usage in the year 2022-23.
- Share of technology-wise data usage during the year 2022-23 is depicted in the following chart.

Chart 3.2 : Share of 2G, 3G, and 4G data usage during 2022-23



8. The following chart depicts the trend of yearly growth of volume of wireless data usage during last four years.

Chart 3.3: Trend of yearly growth in volume of wireless data usage (%)



9. Total volume of wireless data usage increased by 16.44% in the year 2022-23, as compared to the yearly growth rate of 31.91% in the year 2021-22.
10. Total revenue from wireless data usage increased from Rs.1,43,169/- crore in the year 2021-22 to Rs. 1,74,144/- crore in the year 2022-23 with yearly growth rate of 21.63%. The total revenue from wireless data usages was Rs. 22,265 crore in the year 2014.

Chart 3.4 : Trend of Wireless Data Revenue (in crore Rs.) per year

Period	Total Wireless Data Revenue	Yearly Growth
2019-20	72,729	31.81%
2020-21	1,18,250	62.59%
2021-22	1,43,169	21.07%
2022-23	1,74,144	21.63%

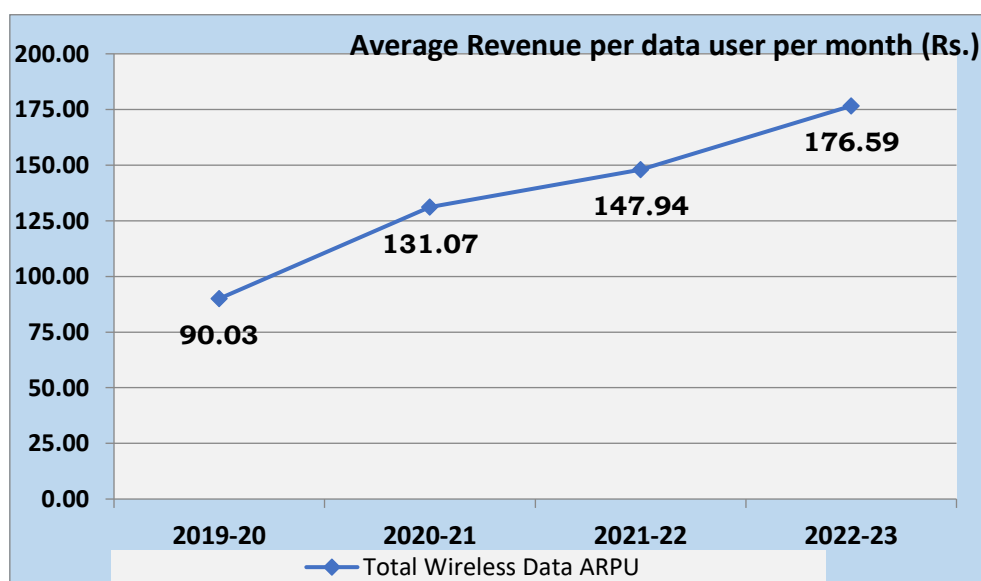
11. Average Revenue for wireless data usage (Data ARPU) per data subscriber per month increased from Rs.147.94 in the year 2021-22 to Rs.176.59 in the year 2022-23.

12. Average revenue for data services has been derived on dividing of total yearly revenue of wireless data services by the average number of wireless data subscribers during the year. The following table and chart show the trend of Average Revenue Per Data User (data ARPU) per month for wireless data usage during the year 2019-20 to 2022-23.

Table 3.2 : Average Revenue for wireless data usage per data subscriber per month (in Rs.)

Year	Total Wireless Data ARPU
2019-20	90.03
2020-21	131.07
2021-22	147.94
2022-23	176.59

Chart 3.5: Trend of Average Wireless Data Revenue per data subscriber per month (Data ARPU in Rs.)



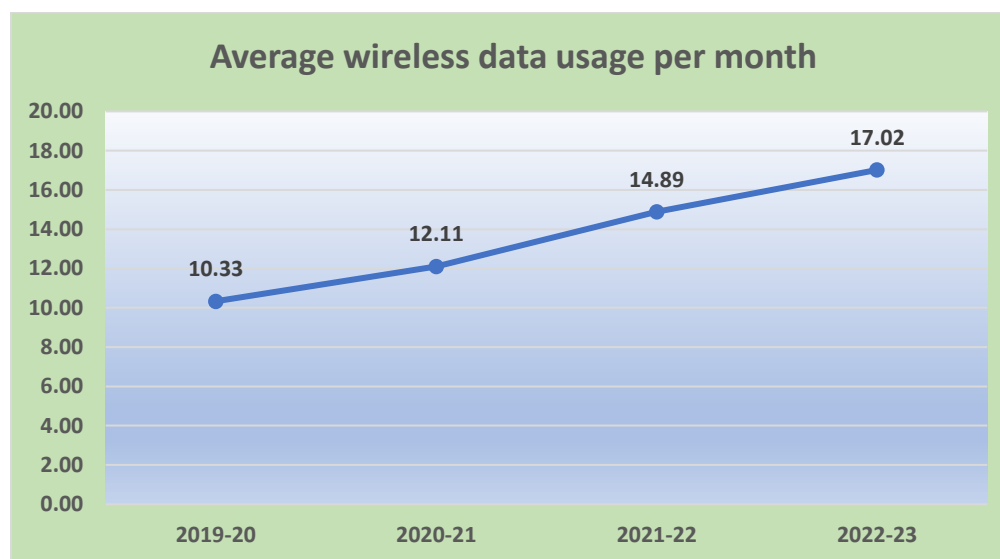
13. The following table and chart show the trend of Average Wireless Data Usage (in GB) per data subscriber per month for last four years : -

Table 3.3 : Average Wireless Data Usage (in GB) per data user per month

Period	2G Data Usage	3G Data Usage	4G Data Usage	Total Wireless Data Usage
2019-20	0.77	7.33	11.59	10.33
2020-21	1.20	8.33	13.01	12.11
2021-22	1.14	8.47	15.79	14.89
2022-23	0.63	7.69	17.98	17.02

14. Average wireless data usage per wireless data subscriber per month increased from 14.89 GB during the year 2021-22 to 17.02 GB during the year 2022-23.

Chart 3.6 : Trend of Average Wireless Data Usage (in GB) per active data user per month

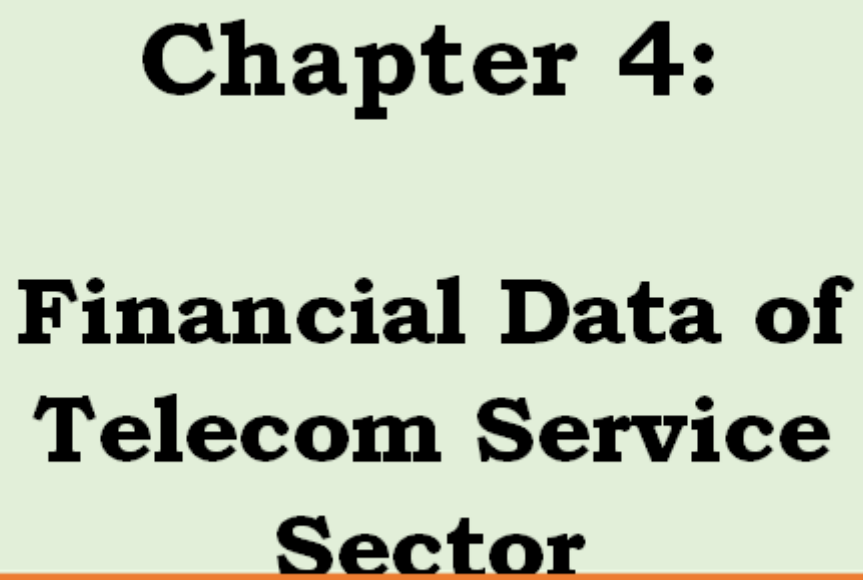


15. The following table depicts the average revenue realization per subscriber for per GB wireless data usage.

Table 3.4 : Average revenue realization per subscriber for Per GB wireless data (in Rs.)

Year	Total wireless data revenue realization per GB (Rs.)
2019-20	8.71
2020-21	10.82
2021-22	9.93
2022-23	10.38

16. Average wireless data revenue realization per subscriber has been calculated in respect of total wireless data revenue and volume of total wireless data usage reported by the access service providers.
17. Average revenue realization per subscriber per GB for wireless data usage has been increased from Rs.9.93 per GB in the year 2021-22 to Rs.10.38 per GB in the year 2022-23.



Chapter 4:

**Financial Data of
Telecom Service
Sector**

Table 4.1: Gross Revenue (GR), Adjusted Gross Revenue (AGR), License Fee (LF) & Spectrum Charges

(Rupees in Crore)

Particulars ^{§§}	2021-22	2022-23	Yearly Growth (%)
Gross Revenue (GR)	2,78,216	3,33,697	19.94%
Adjusted Gross Revenue (AGR)	2,18,882	2,49,908	14.17%
License Fee	17,627	19,954	13.20%
Spectrum Usage Charges	7,072	4,968	-29.75%
Pass Through Charges (GR-AGR)	55,367	55,965	1.08%

- 1 Gross Revenue (GR) increased from Rs.2,78,216/- crore in the year 2021-22 to Rs.3,33,697/- crore in the year 2022-23 with yearly growth rate of 19.94%. Adjusted Gross Revenue (AGR) also increased from Rs.2,18,882/- crore in the year 2021-22 to Rs. 2,49,908/- crore in the year 2022-23 with yearly growth rate of 14.17%.
- 2 Pass through charges increased by 1.08% from Rs.55,367/- crore in the year 2021-22 to Rs.55,965/- crore in the year 2022-23. Pass-through charges as a percentage of Gross Revenue are 16.77% in 2022-23 as against 19.90% in the previous financial year.

^{§§} 1. Gross Revenue is inclusive of installation charges, late fees, sale proceeds of handsets (or any other terminal equipment etc.), revenue on account of interest, dividend, value added services, supplementary services, access or interconnection charges, roaming charges, revenue from permissible sharing of infrastructure and any other miscellaneous revenue, without any set-off for related item of expense etc.

2. Adjusted Gross Revenue: The following shall be excluded from the Gross Revenue to arrive at the AGR:

I. PSTN related call charges (Access Charges) actually paid to other eligible/entitled telecommunication service providers within India;

II. Roaming revenues actually passed on to other eligible/entitled telecommunication service providers; and

III. Service Tax on provision of service and Sales Tax actually paid to the Government if gross revenue had included as component of Sales Tax and Service Tax

3. License Fee means a fee payable by Licensee at prescribed intervals and rates for the period of the Licence.

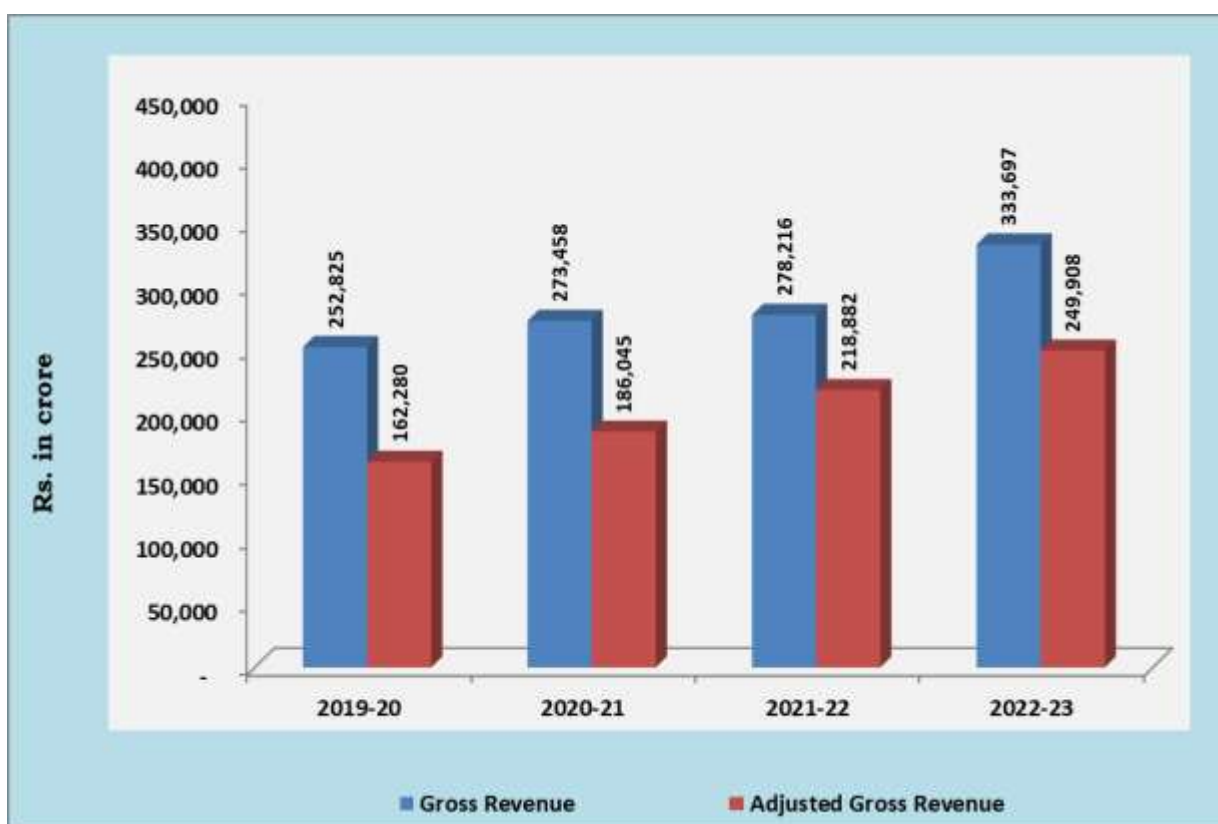
4. Spectrum Usage Charge is payable by the licensees providing mobile access services, as a percentage of their Adjusted Gross Revenue (AGR).

4. Pass through charges means the charges excluded from gross revenue to arrive at adjusted gross revenue for the purpose of levying licence fee.

(Source – DoT License Agreement)

3. Spectrum Usage Charges (SUC) yearly decreased by 29.75% from Rs.7,072/- crore in the year 2021-22 to Rs.4,968/- crore in the year 2022-23. However, License Fee yearly increased by 13.20% from Rs.17,627/- crore to Rs.19,954/- crore during the same period.
4. The following charts depicts the trend of GR and AGR of telecom sector during last four financial years.

Chart 4.1: Comparison of Gross Revenue and Adjusted Gross Revenue (crore Rs.)



5. The following table depicts the service category wise comparison of GR, AGR, License Fee, SUC and Pass Through Charges for the year 2021-22 and 2022-23.

Table 4.2: Service-wise Gross Revenue, Adjusted Gross Revenue, License Fee and Spectrum Charges

(Rs. in Crore)

Service	Year	Access	NLD	ILD	ISP	Others (V-SAT, MNP etc.)	Total
Gross Revenue	2021-22	216933	30110	12052	18431	683	278216
	2022-23	269324	29154	14111	20416	693	333697
Adjusted Gross Revenue	2021-22	172613	27840	6016	11779	634	218882
	2022-23	201980	25504	6464	15310	650	249908
License Fee	2021-22	13813	2221	479	1074	41	17627
	2022-23	16160	2040	519	1188	46	19954
Spectrum Usage Charge	2021-22	7045	0	0	0	27	7072
	2022-23	4950	0	0	0	18	4968
Pass Through Charge	2021-22	41633	1180	6016	6493	46	55367
	2022-23	43074	829	7373	4662	27	55965

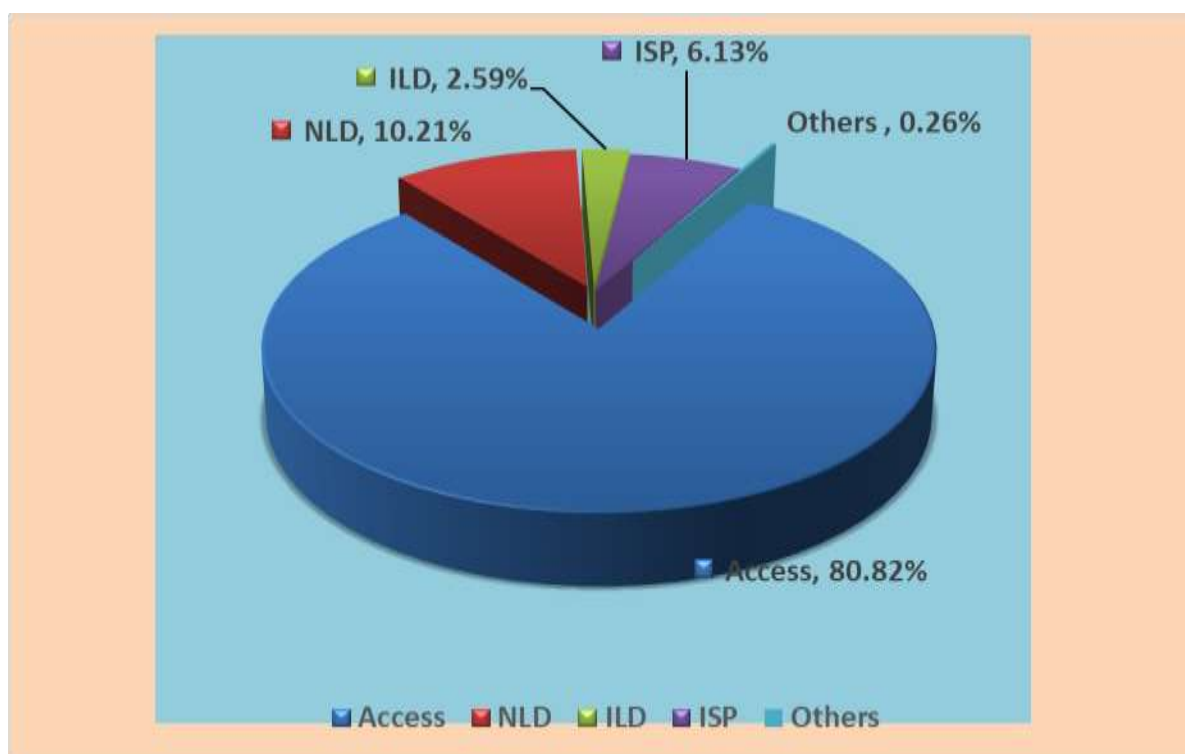
Table 4.3: Yearly Growth of Service-wise Gross Revenue, Adjusted Gross Revenue, License Fee and Spectrum Charges for the year 2022-23

Service***	Gross Revenue	Adjusted Gross Revenue	License Fee	Spectrum Charges	Pass Through Charges
Access	24.15%	17.01%	17.00%	-29.74%	3.46%
NLD	-3.19%	-8.39%	-8.12%		-29.74%
ILD	17.06%	7.45%	8.47%		22.56%
Others (V-SAT, MNP,ISP)	1.58%	2.61%	11.78%	-33.25%	-40.43%
Overall	19.94%	14.17%	13.20%	-29.75%	1.08%

- *** 1. Access service means telecommunication service provided to subscribers by means of a telecommunication system for the conveyance of voice or non-voice messages through wired or wireless telegraphy on the network of the Access Service Provider.
2. National Long Distance (NLD) service refers to the carriage of switched-bearer telecommunication services over a long distance network.
3. International Long Distance (ILD) Service is defined as a network carriage service, providing the NLD Operators in the country, International connectivity to Network facilities operated by foreign carriers in other countries
4. MNP (Mobile Number Portability) means a service which allows subscribers to retain their existing telephone number when they switch from one access service provider to another irrespective of mobile technology or from one technology to another of the same or any other access service provider
5. ISP stands for Internet Service Providers

(Source – DoT License Agreement)

Chart 4.2: Service wise composition of Adjusted Gross Revenue for the year 2022-23



- 6 Access services contributed 80.82% of the total Adjusted Gross Revenue of telecom services. In Access services, Gross Revenue (GR), Adjusted Gross Revenue (AGR) and License Fee increased by 24.17%, 17.01%, 17% respectively in the year 2022-23 over the year 2021-22. However, Pass Through Charges and Spectrum Usage Charges (SUC) declined by 2.75% and 29.74% respectively during the same period.

Table 4.4: Access Service – Service Provider wise Adjusted Gross Revenue (Rs. in Crore)

Sl.No.	Access Service Provider	Year 2021-22	Year 2022-23	Yearly Growth (%)
1	Bharti	58917	71825	21.91%
2	BSNL	7793	8177	4.92%
3	Quadrant	11	21	100.65%
4	MTNL	1096	786	-28.34%
5	Reliance	244	200	-18.09%
6	TTML/TTSL	2170	2278	4.98%
7	Vodafone Idea Ltd	26327	29375	11.58%
8	Reliance Jio	76035	89279	17.42%

9	Tata Play Fiber (earstwhile Tata Sky)	1	2	151.80%
10	Fusion net	0	0	2893.06%
11	Shyam Spectra	0	0.36	-
12	V-con	20	34	74.04%
13	GPX Services	0	3	-
Grand Total (Access)		172613	201980	17.01%

Chart 4.3: Composition of Adjusted Gross Revenue (in crore Rs.) of Access Service Providers for the year 2022-23

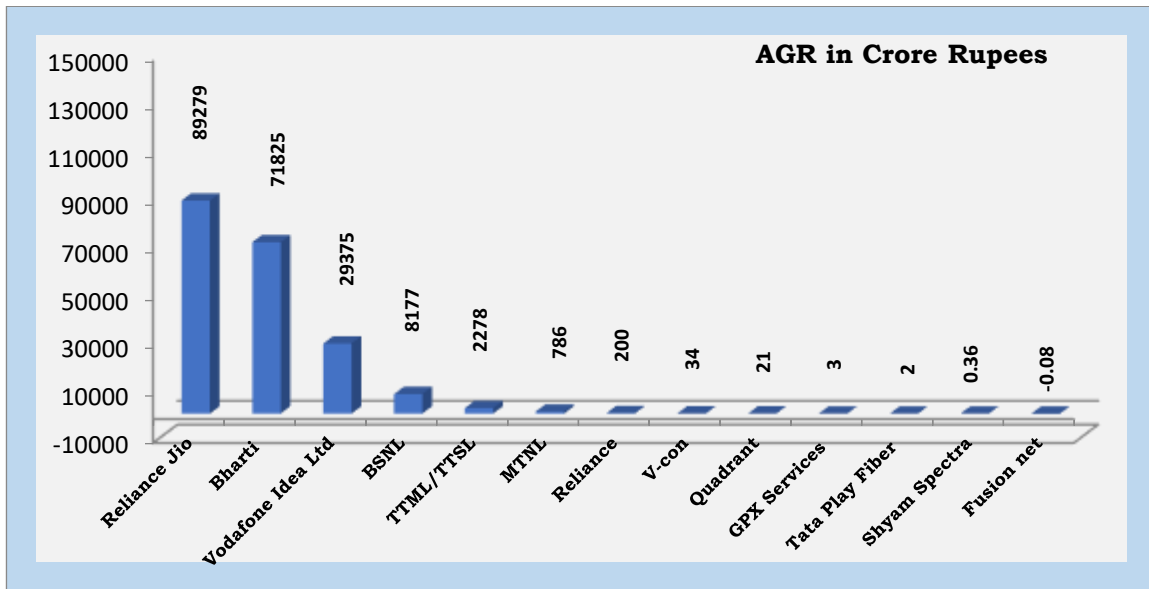


Chart 4.4: Composition of Public/Private sector of Adjusted Gross Revenue (Access Service) (in crore Rs.)



7. Public Sector Undertakings' (PSUs) share in the Access AGR of telecom services is 7.04% for the year 2022-23 as compared to 7.35% in the previous year. Following table depicts the share of PSUs vs. Private Sector in total access AGR during last four years.

Table 4.5: Access Service – Share of PSUs and Private Sector in Adjusted Gross Revenue
(Rs. in Crore)

Year	PSUs	Private sector	Total	Share of PSUs
2019-20	16292	145988	162280	10.04%
2020-21	15468	170577	186045	8.31%
2021-22	16095	202787	218882	7.35%
2022-23	17605	232303	249908	7.04%

Table 4.6: Category-wise Adjusted Gross Revenue (AGR) of Access Service
(Rs. in Crore)

Category ^{†††}	Adjusted Gross Revenue (Access)		Yearly Growth (%)
	2021-22	2022-23	
Metro	18,190	21,189	16.48%
Circle A	65,827	76,598	16.36%
Circle B	63,873	74,528	16.68%
Circle C	24,723	29,665	19.99%
Total	1,72,613	2,01,980	17.01%

^{†††} **Category-A circles** – Andhra Pradesh, Gujarat, Karnataka, Maharashtra and Tamilnadu (including Chennai)

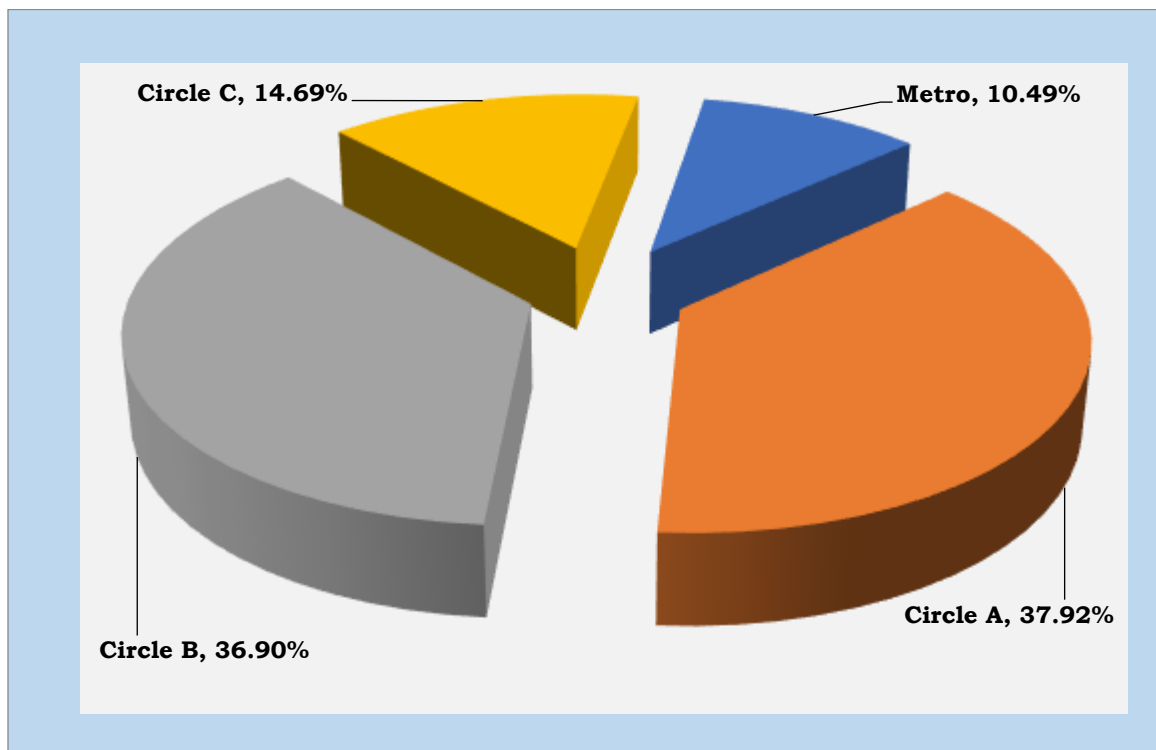
Category-B circles – Haryana, Kerala, Madhya Pradesh, Punjab, Rajasthan, Uttar Pradesh (East & West), West Bengal

Category-C circles – Assam, Bihar, Himachal Pradesh, Jammu & Kashmir, North East and Orissa

Metro circles – Delhi, Mumbai and Kolkata

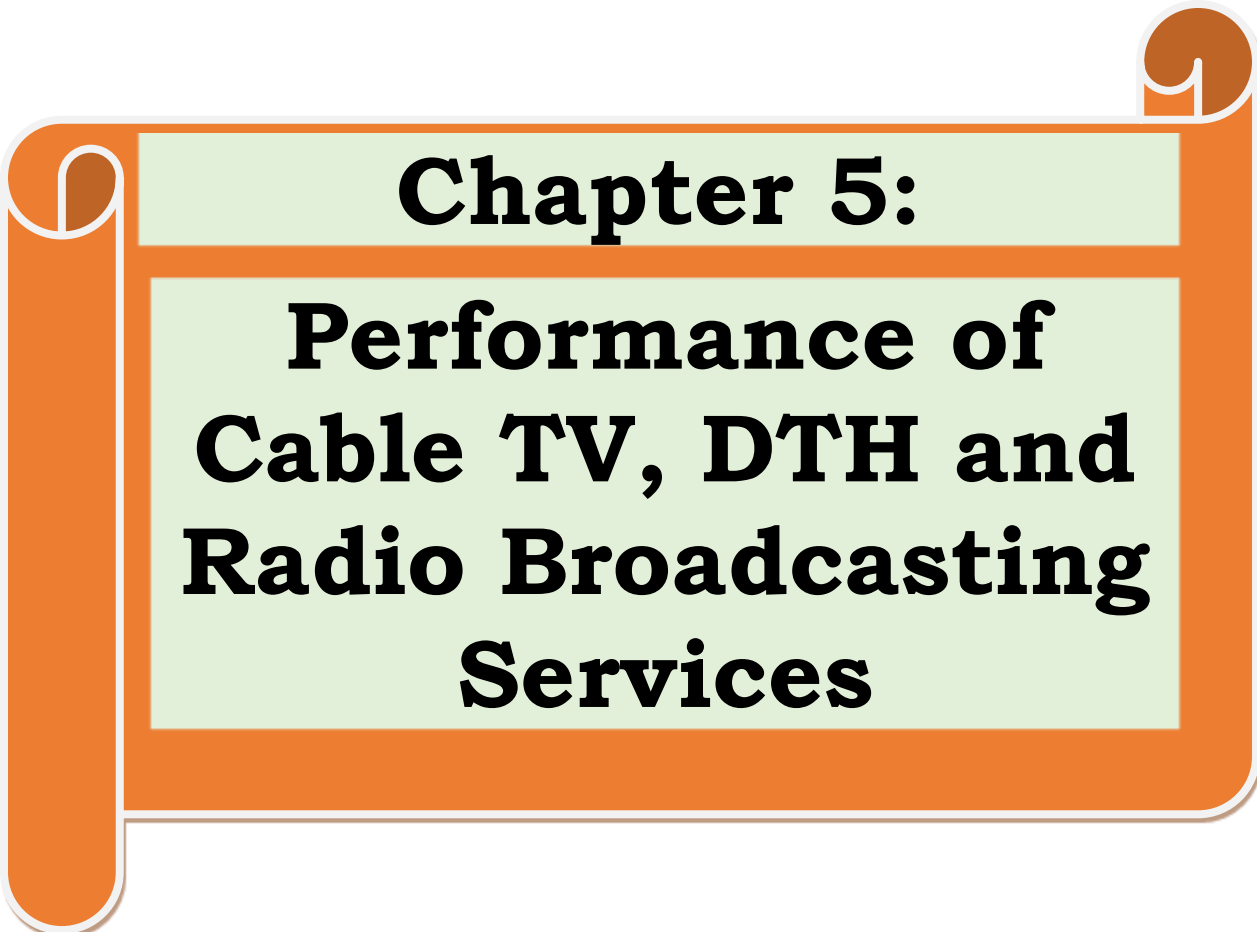
(Source- DoT License Agreement)

Chart 4.5: Category wise Share of Adjusted Gross Revenue for the year 2022-23



Notes:

1. Source: Figures are un-audited and as submitted by the Operators.
2. The figures have been regrouped wherever considered necessary for analysis purpose.
3. The figures are additions of four quarters of the calendar year, i.e. QE June, September December and March.
3. The Spectrum usage charges (mostly) are now reported on “Payment for the current Quarter to Quarter” basis. However, some operators are reporting on payment basis or on estimate basis on projected AGR for next quarters.
4. Metro area includes Delhi, Mumbai and Kolkata only. Chennai is clubbed with Tamilnadu.
5. Where ‘2021-22’ stands for year starting from 1st April 2021 to 31st March 2022 and ‘2022-23’ stands for year starting from 1st April 2022 to 31st March 2023.

A decorative orange scroll graphic with a white outline, featuring a scroll-like shape on the left and a circular element on the top right. The text is centered within the scroll.

Chapter 5:

Performance of Cable TV, DTH and Radio Broadcasting Services

Table 5.1: Key Parameters - Broadcasting & Cable Services

S.No	Parameter	As on 31.03.2022	As on 31.03.2023
1	Number of Private satellite TV channels permitted by the Ministry of Information and Broadcasting (MIB) for uplinking only/ downlinking only/both uplinking and downlinking	898*	903*
2	Number of Pay TV Channels as reported by broadcasters	345	358
3	Total number of Multi System Operators (MSOs), who have been granted Permanent Registration (for 10 years) by Ministry of I&B for providing Cable TV services through Digital Addressable Systems	1764#	1748#
4	Number of FM Radio Stations (excluding All India Radio)	386	388
5	Number of pay DTH Operators	4	4
6	Number of Operational Community Radio Stations	349	427
7	Number of total active Subscribers with pay DTH operators (in million)	66.92	65.25

* <https://new.broadcastseva.gov.in/digigov-portal-web-app/webHP?requestType=ApplicationRH&actionVal=userInformationSystem&screenId=2>

Source- https://mib.gov.in/all_broadcasting_document

A. Satellite TV Channels

1. A total of **903** private satellite TV channels have been permitted by the Ministry of Information and Broadcasting (MIB), as on 31.03.2023, for uplinking only/downlinking only/both uplinking & downlinking. The total number of satellite TV channels is depicted in **Chart 5.1**. Further, the permission-wise number of permitted satellite TV channels is given in the **Table 5.2**.

Chart 5.1: Trend of number of Satellite TV Channels

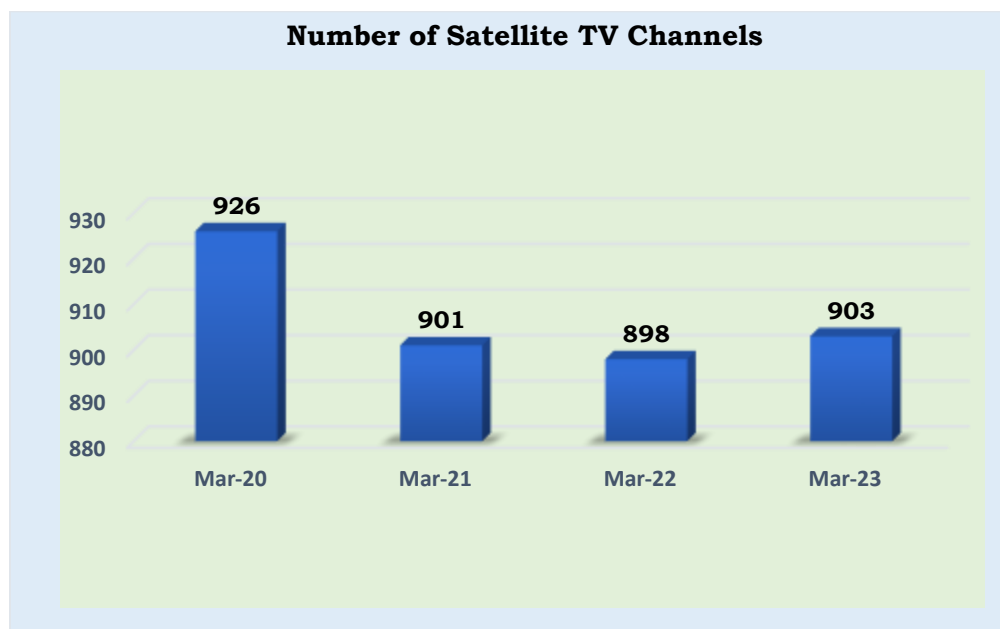


Table 5.2: Permission-wise number of permitted satellite TV channels, as on 31.03.2023

Type of Permission	Number of channels	Remarks
Uplinking only	11	TV channels uplinked from India but downlinked abroad only
Downlinking only	67	TV channels uplinked from abroad but downlinked only in India
Both Uplinking & downlinking	825	TV channels uplinked from India and also downlinked only in India
Total	903	

Out of 903 permitted satellite TV channels, 892 channels are available for downlinking in India.

B. Pay TV Channels

- As per the reporting done by broadcasters in pursuance of the Tariff Order dated 3rd March 2017 as amended, out of 892 permitted satellite TV channels which are available for downlinking in India, there are 358 satellite pay TV channels as on 31st March 2023. Out of 358 pay channels, 254 are SD satellite pay TV channels and 104 are HD satellite pay TV channels. A list of pay TV channels offered by broadcasters for

subscribers as reported to TRAI is attached as **Annexure-5.1**. Apart from these pay channels reported to TRAI, all other channels, available for downlinking in India, are considered as Free to Air (FTA) channels. **Chart-5.2** depicts total number of Pay satellite TV channels and FTA satellite TV channels available for downlinking in India during last one year. **Chart-5.3** depicts total number of SD satellite Pay TV channels and HD satellite Pay TV channels during last one year.

Chart5.2: Number of Pay and FTA channels available for downlinking in India

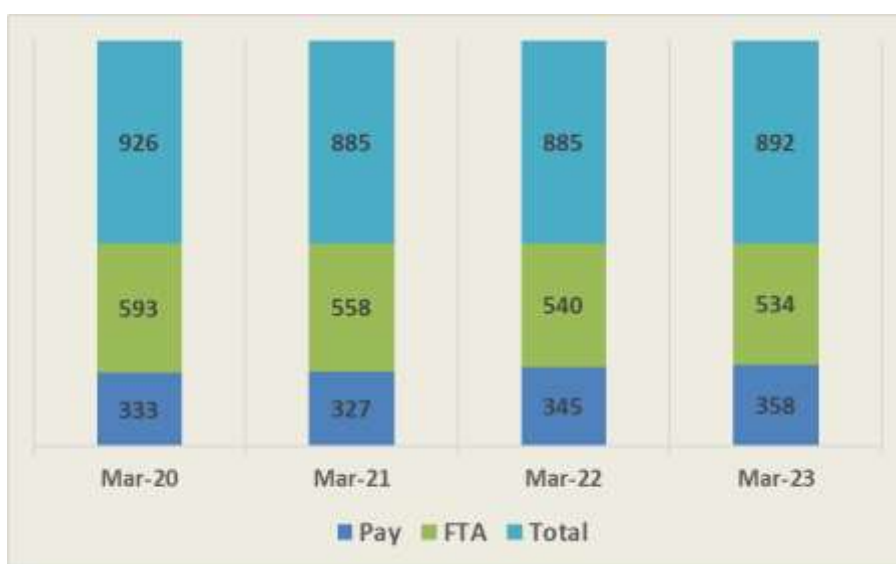
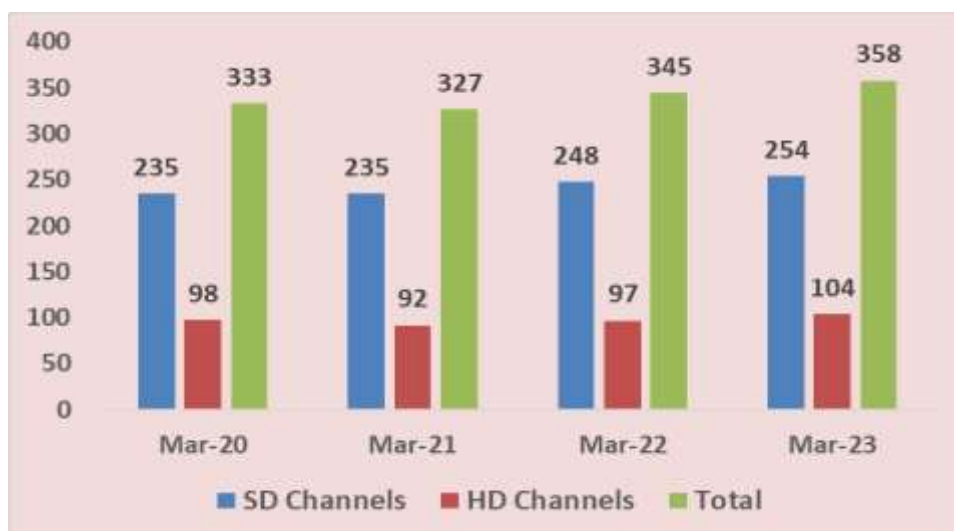


Chart 5.3 : Numbers of SD satellite pay TV channels and HD satellite pay TV channels



C. Cable TV Sector

3. As on 31st March 2023, there are 1748 MSOs registered with MIB (as on 28.02.2023). As per the data reported by MSOs and HITS operator, there are 12 MSOs & 1 HITS operator who have subscriber base greater than one million. A list of such major MSOs and HITS operators is attached as **Annexure 5.2**. Details of subscriber base of major MSO and HITS Operators (greater than one million) are given in following **Table 5.3:-**

Table 5.3: Subscriber base of major MSOs/HITS operators at the end of March, 2023 (more than one million subscribers)

Sl. No.	Name of the operator	Total Active Subscriber Base (includes subscribers who have been inactive or temporarily suspended for not more than last 90 days)
1.	GTPL Hathway	9,039,166
2.	Siti Networks Ltd.	6,601,701
3.	Hathway Digital Ltd.	5,545,480
4.	Den Networks Ltd.	4,156,515
5.	Thamigzha Cable TV Communication Ltd. (TCCL)	3,934,926
6.	Kerala Communicators Cable Ltd (KCCL)	3,225,535
7.	NXT Digital Ltd. (HITS)	2,380,387
8.	KAL Cables	2,118,721
9.	Tamil Nadu Arasu Cable TV (TACTV)	1,870,148
10.	VK Digital	1,794,834
11.	Fastway Transmission Pvt. Ltd	1,751,222
12.	NXT Digital Ltd. (CATV)	1,192,027
13.	Asianet Digital Network	1,050,544

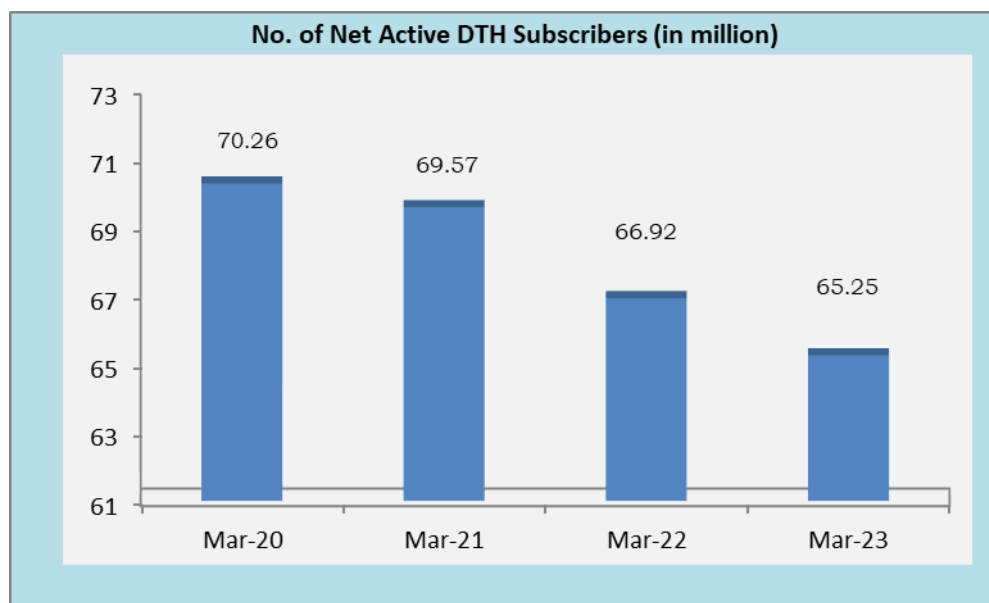
D. Direct-to-Home (DTH) Sector

4. Since its introduction in the year 2003, Indian DTH service has displayed a phenomenal growth. During the period ending 31st March,

2023, there were 4 pay DTH service providers in India. List and details of pay DTH service providers is placed at **Annexure-5.3**.

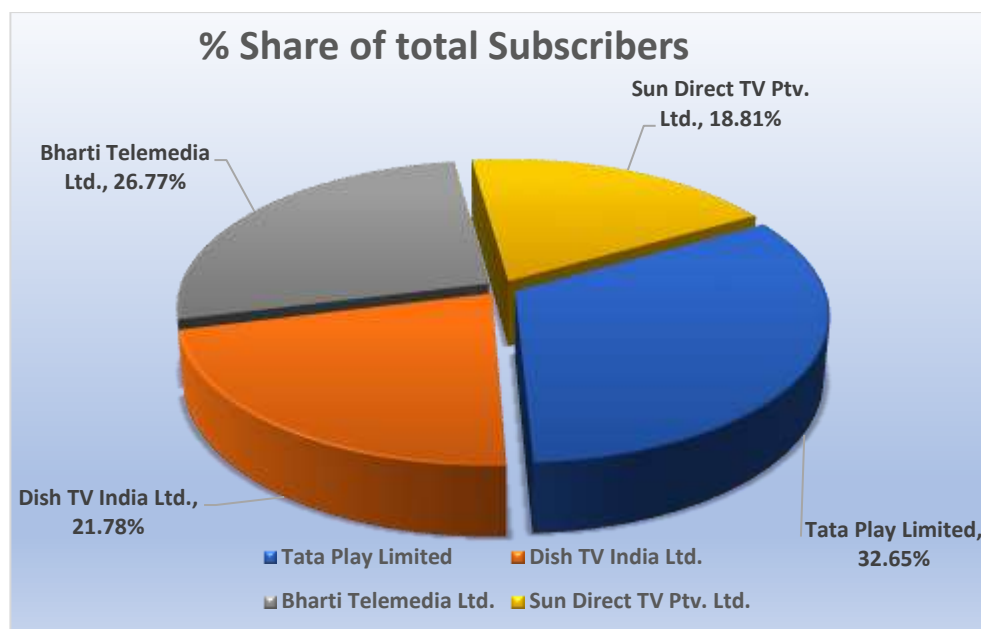
5. Pay DTH has attained net pay active subscriber base of around 65.25 million with 4 pay DTH service providers as on 31st March, 2023 as compared to 66.92 million subscribers with 4 pay DTH service providers as on 31st March, 2022. This is in addition to the subscribers of the free DTH services of Doordarshan.
6. The following chart depict the yearly trend of number of pay active subscribers of pay DTH service during last four years.

Chart 5.2: Trend of Net Active subscribers (in million) of pay DTH service



7. The following chart depicts the service provider wise composition of market shares of net active subscriber base as on 31.03.2023.

Chart 5.3: Composition of market share in respect of Net Active subscriber base of Pay DTH Service Providers

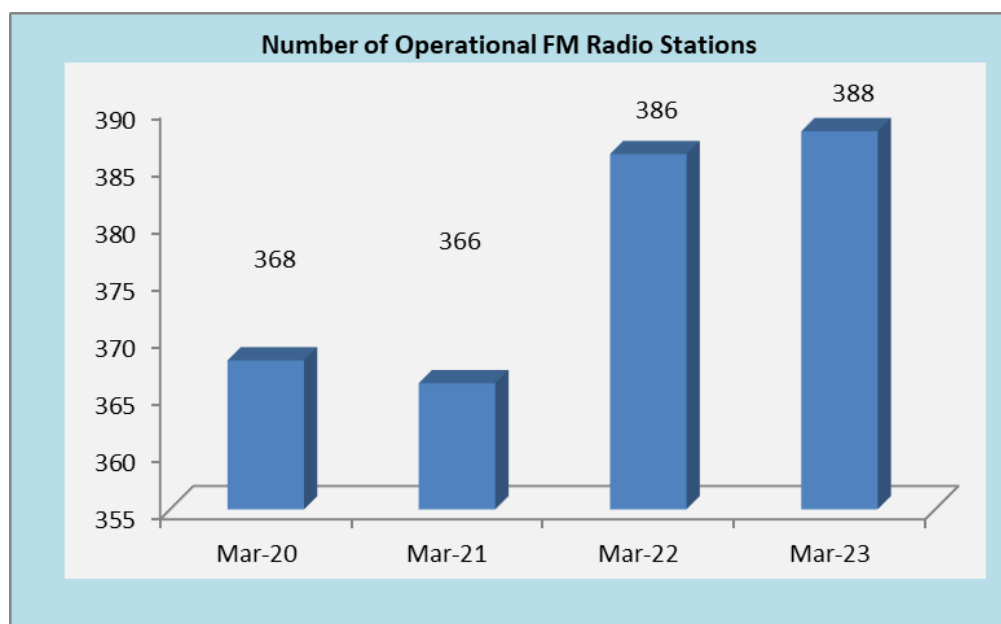


8. M/s Tata Play Limited is the market leader with 32.65% market share of total net pay active DTH subscribers followed by M/s Bharti Telemedia Ltd. with 26.77% as on 31st March, 2023.

E. FM Radio Services

9. Apart from the radio Stations operated by All India Radio, the public broadcaster, as on 31st March 2023, there are 388 operational private FM Radio stations in 113 cities with operational 36 Private FM Radio broadcaster as compared to 386 operational private FM Radio stations in 113 cities with operational 36 FM Radio broadcaster as on 31st March 2022.
10. The following chart depicts the trend of number of operational FM radio stations in India during for last four years.

Chart 5.4: Trend of number of Operational FM Radio Stations



11. A list of existing cities with operational FM radio channels is placed at **Annexure 5.4.**

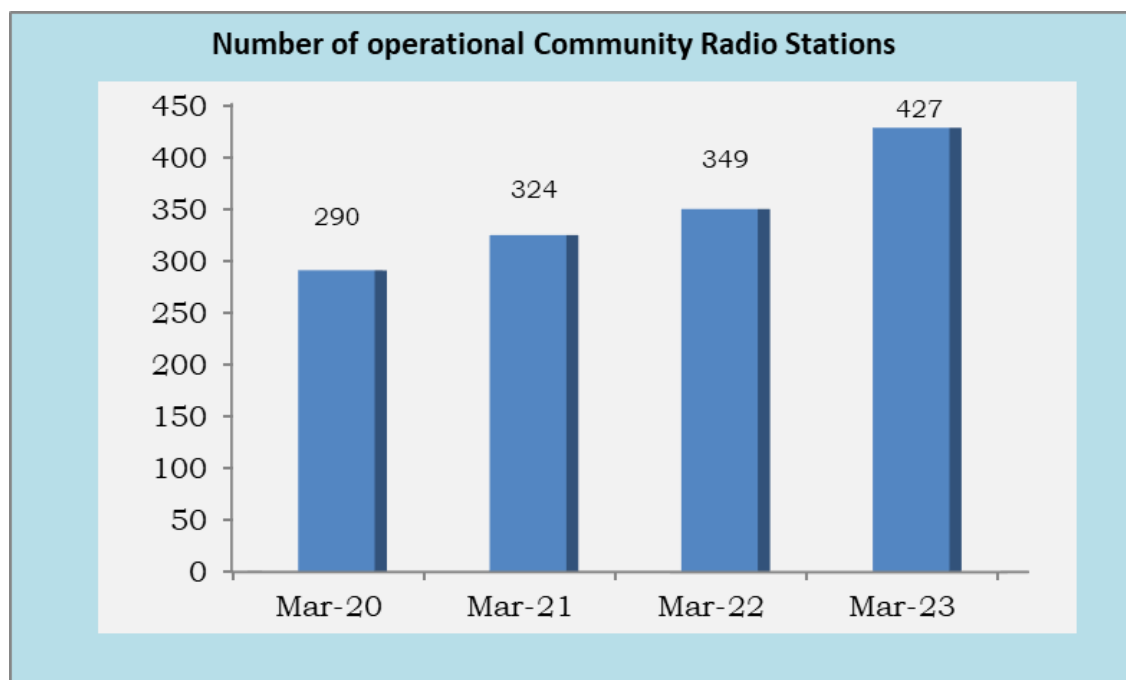
D. Community Radio Stations##

12. As on 31st March 2023, 427 Community Radio stations are operational as compared to 349 Community Radio station as on 31st March, 2022. The yearly trend of the number of operational community radio stations is depicted in the chart below.

Community radio station usually is a short-range, not-for-profit radio station or channel that caters for the information needs of people living in a particular locality, in the languages and formats that are most adapted to the local context. Community Radio Stations (CRS) are essentially low power radio stations to be set up and operated by the local communities.

(Source- Annual Report of MIB)

Chart 5.5 : Yearly Growth in number of Operational Community Radio Stations (CRS)



Source: Ministry of Information & Broadcasting (MIB)

Annexures

Annexure 1.1: Wireless Subscriber Base

Service Area	Vodafone Idea		Bharti		Reliance Com.		BSNL		MTNL		Reliance Jio (LTE)		Total		Net Additions
	Mar-22	Mar-23	Mar-22	Mar-23	Mar-22	Mar-23	Mar-22	Mar-23	Mar-22	Mar-23	Mar-22	Mar-23	Mar-22	Mar-23	
Andhra Pradesh	1,36,92,242	1,17,70,855	31366746	32404916			9299811	8010334			28761926	30263784	8,31,20,725	8,24,49,889	-670836.00
Assam	25,01,259	20,02,622	10043796	11006187			3210135	3184184			8290308	8800862	2,40,45,498	2,49,93,855	948357.00
Bihar	1,01,89,484	83,93,253	37414631	40323738			5438780	5775195			33276206	36728575	8,63,19,101	9,12,20,761	4901660.00
Delhi	1,61,30,457	1,68,60,622	16235553	17103766	204	193			2152246	1689688	17752242	18825690	5,22,70,702	5,44,79,959	2209257.00
Gujarat	2,37,87,229	2,22,17,191	11978342	11363192	78	47	5584147	5033390			25949345	27618299	6,72,99,141	6,62,32,119	-1067022.00
Haryana	78,33,440	73,50,432	5921655	6553650	19	11	4935801	4565552			8531886	8170269	2,72,22,801	2,66,39,914	-582887.00
Himachal Pradesh	5,58,401	4,68,009	3317454	3424408	93	92	2773564	1592496			3521078	3313438	1,01,70,590	87,98,443	-1372147.00
Jammu & Kashmir	4,30,021	3,62,900	5632326	5788180	0	0	1321119	827594			4566655	5045033	1,19,50,121	1,20,23,707	73586.00
Karnataka	76,39,731	72,32,272	30664024	31217992	653	589	6858477	5987361			19505818	21467203	6,46,68,703	6,59,05,417	1236714.00
Kerala	1,59,53,380	1,44,70,640	7734058	7991307	165	113	10520191	9878402			9166678	10070654	4,33,74,472	4,24,11,116	-963356.00
Madhya Pradesh	19984148	17190019	15080492	15424526	0	0	6026898	5340998			35667197	38715471	7,67,58,735	7,66,71,014	-87721.00
Maharashtra	28714243	24401860	20274742	21153731	0	0	6656723	6322365			36653409	39627049	9,22,99,117	9,15,05,005	-794112.00
Mumbai	11837333	11420368	9693295	9844278	1270	925			1096405	660482	11637672	12376197	3,42,65,975	3,43,02,250	36275.00
North East	1099337	941136	5628807	5934222	0	0	1358731	1365085			3831508	4110061	1,19,18,383	1,23,50,504	432121.00
Orissa	1829944	1630429	11069813	11185393	54	29	6262887	6223547			13366795	14119554	3,25,29,493	3,31,58,952	629459.00
Punjab	8546865	7185176	11909677	12298603	117	106	5301931	4755245			11227549	11423723	3,69,86,139	3,56,62,853	-1323286.00
Rajasthan	11073954	10262160	21819804	22436534	170	155	6545223	6111223			23746244	24778828	6,31,85,395	6,35,88,900	403505.00
Tamil Nadu	17928621	16686494	27403128	27796556	293	269	9718797	9989037			23801100	24148978	7,88,51,939	7,86,21,334	-230605.00
UP(E)	20543055	18771392	37152947	36684413	0	0	11047872	8619448			31861176	35366666	10,06,05,050	9,94,41,919	-1163131.00
UP(W)	18762746	16850342	18499362	18419382	9	8	5955327	5445784			20868507	22007333	6,40,85,951	6,27,22,849	-1363102.00
Kolkata	6076759	5830683	5709242	5711563	-	-	2260124	2183653			9726519	10357855	2,37,72,644	2,40,83,754	311110.00
West Bengal	15662083	14451612	15781370	16844336	222	147	2665422	2472605			22284113	22894729	5,63,93,210	5,66,63,429	270219.00
Total	26,07,74,732	23,67,50,467	36,03,31,264	37,09,10,873	3,347	2,684	11,37,41,960	10,36,83,498	32,48,651	23,50,170	40,39,93,931	43,02,30,251	1,14,20,93,885	1,14,39,27,943	18,34,058

Note: The subscribers of M/s Bharti Airtel includes subscribers of M/s Tata Teleservices Ltd.

Annexure 1.2: Wireline Subscriber Base

Service Area	Bharti		Reliance Com.		Quadrant		Tata		MTNL		BSNL		Vodafone		Reliance Jio		Total		Net Additions
	Mar-22	Mar-23	Mar-22	Mar-23	Mar-22	Mar-23	Mar-22	Mar-23	Mar-22	Mar-23	Mar-22	Mar-23	Mar-22	Mar-23	Mar-22	Mar-23	Mar-22	Mar-23	
Andhra Pradesh	3,52,032	4,63,880	20035	19577			156683	150693			692320	677375	65410	69555	708510	1075325	19,94,990	24,56,405	4,61,415
Assam	-	18,633	-	-			0	0			103782	110813	2820	2640	102291	151238	2,08,893	2,83,324	74,431
Bihar	-	75,020	9	9			8152	8869			167828	183542	1890	2110	261865	429093	4,39,744	6,98,643	2,58,899
Delhi	17,73,430	19,36,257	28539	20766			138455	136709	1284568	1025773	0	0	84260	87055	617697	856769	39,26,949	40,63,329	1,36,380
Gujarat	1,60,949	2,03,095	3420	2796			77575	75026			393836	332838	43986	59016	382794	540046	10,62,560	12,12,817	1,50,257
Haryana	48,246	1,11,826	0	0			32688	28827			184984	211535	330	420	69179	104916	3,35,427	4,57,524	1,22,097
Himachal Pradesh	-	4,508	0	0			1563	1585			88425	88613	30	90	31160	48812	1,21,178	1,43,608	22,430
Jammu & Kashmir	40,024	80,012	-	-			0	0			101378	86802	30	30	139539	182694	2,80,971	3,49,538	68,567
Karnataka	9,20,943	10,64,579	22923	19083			246903	219217			879553	877482	121757	152833	511274	781440	27,03,353	31,14,634	4,11,281
Kerala	79,432	90,055	4666	3610			18781	18014			1054283	1026253	8960	7120	153820	236123	13,19,942	13,81,175	61,233
Madhya Pradesh	3,54,987	4,39,670	5	14			12164	18859			281090	267567	16560	34445	370286	559905	10,35,092	13,20,460	2,85,368
Maharashtra	2,76,161	3,81,032	10148	9353			211678	207645			701616	603067	25463	24161	163694	231804	13,88,760	14,57,062	68,302
Mumbai	4,78,389	5,41,934	50549	42777			481882	464355	1409070	1286780	0		106951	172330	583164	776731	31,10,005	32,84,907	1,74,902
North East	-	-	0	0			0	0			80057	73127	330	510	84129	140732	1,64,516	2,14,369	49,853
Orissa	-	-	4	4			7990	8406			188482	173215	3710	3930	126797	209516	3,26,983	3,95,071	68,088
Punjab	1,86,740	2,28,239	1578	1897	266799	337922	13882	13665			313453	360097	2040	2180	166589	268731	9,51,081	12,12,731	2,61,650
Rajasthan	1,39,265	1,96,591	3981	3596			12822	13833			292244	279372	15700	15085	225772	331385	6,89,784	8,39,862	1,50,078
Tamil Nadu	6,72,072	8,10,621	21915	17762			118938	112911			1026022	964498	38570	34918	471395	686240	23,48,912	26,26,950	2,78,038
U.P.(E)	1,00,907	1,73,386	20	24			8159	8023			146270	132975	16780	16570	278805	420010	5,50,941	7,50,988	2,00,047
U.P.(W)	96,213	1,14,686	7	8			4450	4893			196937	179140	4246	3526	300745	461312	6,02,598	7,63,565	1,60,967
Kolkata	170510	187078	6310	4359			45506	47021			382575	197829	12535	14535	281928	206254	8,99,364	6,57,076	-2,42,288
West Bengal	-	26,370	12	71			2548	2601			233895	279683	120	120	1,41,138	4,16,893	3,77,713	7,25,738	3,48,025
Total	58,50,300	71,47,472	1,74,121	1,45,706	2,66,799	3,37,922	16,00,819	15,41,152	26,93,638	23,12,553	75,09,030	71,05,823	5,72,478	7,03,179	61,72,571	91,15,969	2,48,39,756	2,84,09,776	35,70,020

Annexure 1.3: Service Area and Operator wise details of PCOs

Sl. No.	Name of Telecom Service Area	Service Provider	Number of PCOs as on 31.03.2022	Number of PCOs as on 31.03.2023	Net PCO increase/ decrease as on 31.03.2023	Percentage Growth/ Decline as on 31.03.2023
1	Andhra Pradesh	Bharat Sanchar Nigam Limited	5,428	4,153	-1275	-23.49%
		Bharti Airtel	181	0	-181	-100.00%
2	Assam	Bharat Sanchar Nigam Limited	508	475	-33	-6.50%
3	Bihar	Bharat Sanchar Nigam Limited	2,605	255	-2350	-90.21%
4	Delhi	Bharti Airtel	330	0	-330	-100.00%
		MTNL	6,686	2,881	-3805	-56.91%
5	Gujarat	Bharat Sanchar Nigam Limited	2,640	2,010	-630	-23.86%
		Bharti Airtel	14	0	-14	-100.00%
6	Haryana	Bharat Sanchar Nigam Limited	291	184	-107	-36.77%
		Bharti Airtel	129	0	-129	-100.00%
7	Himachal Pradesh	Bharat Sanchar Nigam Limited	586	477	-109	-18.60%
8	Jammu & Kashmir	Bharat Sanchar Nigam Limited	257	132	-125	-48.64%
9	Karnataka	Bharat Sanchar Nigam Limited	3,718	3,536	-182	-4.90%
		Bharti Airtel	2,549	0	-2549	-100.00%
10	Kerala	Bharat Sanchar Nigam Limited	5,504	3,800	-1704	-30.96%
		Bharti Airtel	373	0	-373	-100.00%
11	Kolkata	Bharat Sanchar Nigam Limited	1,426	754	-672	-47.12%
		Bharti Airtel	26	0	-26	-100.00%
12	Madhya Pradesh	Bharat Sanchar Nigam Limited	1,084	782	-302	-27.86%
13	Maharashtra	Bharat Sanchar Nigam Limited	3,930	3,269	-661	-16.82%
14	Mumbai	Bharti Airtel	50	0	-50	-100.00%
		MTNL	9,757	6,611	-3146	-32.24%
15	North East	Bharat Sanchar Nigam Limited	559	351	-208	-37.21%
16	Odisha	Bharat Sanchar Nigam Limited	320	3	-317	-99.06%
17	Punjab	Bharat Sanchar Nigam Limited	966	708	-258	-26.71%
		Quadrant	416	342	-74	-17.79%
18	Rajasthan	Bharat Sanchar Nigam Limited	635	310	-325	-51.18%
		Bharti Airtel	209	0	-209	-100.00%
19	TN including Chennai	Bharat Sanchar Nigam Limited	11493	8,538	-2955	-25.71%
20	UP - East	Bharat Sanchar Nigam Limited	2057	1,971	-86	-4.18%
21	UP - West	Bharat Sanchar Nigam Limited	1231	573	-658	-53.45%
22	West Bengal	Bharat Sanchar Nigam Limited	196	20	-176	-89.80%
Total			66,154	42,135	-24019	-36.31%
Total (In Lakhs)			0.66	0.42	-0.24	-36.31%

Annexure 1.4: Service Area & Operator wise details of Village Public Telephones

Name of Circle/Service Area	Service Provider	Number of VPTs as on 31.03.2022	Number of VPTs as on 31.03.2023
Andhra Pradesh	Bharat Sanchar Nigam Ltd.	2,896	2,896
Assam	Bharat Sanchar Nigam Ltd.	105	105
Bihar	Bharat Sanchar Nigam Ltd.	6,114	6,114
Delhi	Bharat Sanchar Nigam Ltd.		
Gujarat	Bharat Sanchar Nigam Ltd.	5,278	5,278
Haryana	Bharat Sanchar Nigam Ltd.	462	462
Himachal Pradesh	Bharat Sanchar Nigam Ltd.	1,875	1,875
Jammu & Kashmir	Bharat Sanchar Nigam Ltd.	810	810
Karnataka	Bharat Sanchar Nigam Ltd.	3,656	3,656
Kerala	Bharat Sanchar Nigam Ltd.	331	331
Kolkata	Bharat Sanchar Nigam Ltd.	130	130
Madhya Pradesh	Bharat Sanchar Nigam Ltd.	10,100	10,100
Maharashtra	Bharat Sanchar Nigam Ltd.	7,846	7,846
Mumbai	Bharat Sanchar Nigam Ltd.		
North East	Bharat Sanchar Nigam Ltd.	1,182	1,182
Odisha	Bharat Sanchar Nigam Ltd.	1,554	1,554
Punjab	Bharat Sanchar Nigam Ltd.	4,493	4,493
Rajasthan	Bharat Sanchar Nigam Ltd.		
TN including Chennai	Bharat Sanchar Nigam Ltd.	5,478	5,478
UP - East	Bharat Sanchar Nigam Ltd.	568	568
UP - West	Bharat Sanchar Nigam Ltd.	3,758	3,758
West Bengal	Bharat Sanchar Nigam Ltd.	11,970	11,970
Total		68,,606	68,606

**Annexure 1.5 : Internet Service Provider(ISP) wise Internet Subscriber base as
on 31.03.2023**

S. No.	Name of Service Provider	Narrowband	Broadband	Total
1	Reliance Jio Infocomm Ltd	0	438559886	438559886
2	Bharti Airtel Ltd.	19938803	241903082	261841885
3	Vodafone Idea Ltd	11349262	124827399	136176661
4	Bharat Sanchar Nigam Ltd.	2916209	25365350	28281559
5	Atria Convergence Technologies Pvt. Ltd.	0	2140797	2140797
6	Hathway Cable And Datacom Limited	0	1124586	1124586
7	ONEOTT iNTERTAINMENT LIMITED	1305	1023092	1024397
8	YOU Broadband India Ltd.	403361	472037	875398
9	Excitel Broadband Private Limited	0	867787	867787
10	Kerala Vision Broadband Ltd.	0	833251	833251
11	GTPL Broadband Pvt. Ltd.	0	801343	801343
12	Netplus Broadband Services Pvt. Ltd	0	630130	630130
13	Andhra Pradesh State Fiber Net Limited	0	554099	554099
14	ALLIANCE BROADBAND SERVICES PVT. LTD.	0	525862	525862
15	RailTel Corporation of India Ltd.	0	516465	516465
16	Mahanagar Telephone Nigam Limited	56056	440457	496513
17	Asianet Satellite Communications Ltd.	0	442104	442104
18	Tata Play Broadband Private Limited	0	433295	433295
19	Intech Online Pvt. Ltd.	0	316995	316995
20	Quadrant Televentures Ltd.	86	256518	256604
21	Pioneer eLabs Limited	0	245398	245398
22	Blue Lotus Support Services Pvt Ltd. (erstwhile Limras Eronet Broadband Service Pvt Ltd.)	0	223669	223669
23	Tikona Infinet Ltd.	0	214960	214960
24	D-Vois Communication Private Limited	0	173418	173418
25	ANI NETWORK PVT LTD	0	151013	151013
26	Siti Broadband Services Pvt. Limited	0	145875	145875
27	Excell Media Pvt. Ltd.	0	138429	138429
28	Wish Net Pvt. Ltd.	0	121833	121833
29	Indinet Service Pvt. Ltd.	0	118423	118423
30	GTPL KCBPL Broadband Private Limited	0	115442	115442
31	Airnet Cable and Datacom Pvt. Ltd.	0	102954	102954
32	Five Network Solution (India) Ltd.	0	91803	91803
33	Joister Infoserve Pvt. Ltd.	0	77567	77567
34	Ishan Netsol Pvt. Ltd.	0	77552	77552
35	Fusionnet Web Services Pvt Ltd	0	73982	73982

S. No.	Name of Service Provider	Narrowband	Broadband	Total
36	Vortex Netsol Pvt. Ltd.	0	67881	67881
37	DEN Broadband Limited	0	66407	66407
38	Microscan Infocommtech Private Limited	0	62755	62755
39	K Net Solutions Pvt. Ltd.	0	60298	60298
40	Dwan Supports Pvt. Ltd.	0	45242	45242
41	Radinet Info Solutions Pvt. Ltd.	0	39731	39731
42	Snet Networks Pvt. Ltd.	0	38655	38655
43	DNA Infotel Pvt. Ltd.	0	37966	37966
44	Instanet Technologies Pvt. Ltd.	0	37188	37188
45	IBUS VIRTUAL NETWORK SERVICES PRIVATE LIMITED	0	35596	35596
46	ADN Broadband Private Limited	0	35385	35385
47	Meghbela Cable & Broadband Servies (P) Ltd	0	35286	35286
48	Multicraft Digital Technologies Private Limited	0	30559	30559
49	Nuron Networks India Private Limited	0	29581	29581
50	Readylink Internet Services Limited	0	29344	29344
51	Ethernet Xpress(I) Pvt. Ltd.	0	29274	29274
52	Sristisanchar Webnet Limited	0	28912	28912
53	Shree Omkar Infocomm Pvt Ltd	0	27567	27567
54	Juweriyah Networks Pvt. Ltd.	0	27147	27147
55	Tata Teleservices(Maharashtra) Ltd.	136	25745	25881
56	Shyam Spectra Private Limited	0	25033	25033
57	Digital Networks Associates Pvt. Ltd.	0	24928	24928
58	Kernel Fibernet Online Network Pvt. Ltd.	0	24860	24860
59	Tata Communications Limited	213	24454	24667
60	WAVE FIBER PRIVATE LIMITED (Formerly Coastal Broadband and Online Services Pvt. Ltd.)	0	24366	24366
61	Spiderlink Networks Pvt. Ltd.	0	23975	23975
62	Tachyon Communications Private Limited	0	23278	23278
63	Candor Infosolution Pvt. Ltd.	0	22959	22959
64	WAN AND LAN INTERNET PRIVATE LIMITED	0	22946	22946
65	Tata Teleservices Limited	21	22527	22548
66	Kings Broadband Pvt. Ltd	0	21823	21823
67	SIKKA BROADBAND PRIVATE LIMITED	0	21284	21284
68	Airfiber Networks Pvt. Ltd.	0	20427	20427
69	Swiftmail Communications Ltd.	0	19619	19619
70	Stampede Communications Pvt. Ltd.	0	19568	19568
71	RI Networks Pvt Ltd	0	19482	19482
72	Genstar Network Solutions Pvt. Ltd.	0	19197	19197
73	Honesty Net Solutions (I) Pvt Ltd	0	18897	18897

S. No.	Name of Service Provider	Narrowband	Broadband	Total
74	RAINBOW COMMUNICATIONS INDIA PRIVATE LIMITED	0	17013	17013
75	QUEST CONSULTANCY PVT LTD	0	16919	16919
76	Airlink Communications Pvt. Ltd.	0	16783	16783
77	Rajesh Digital & DataCom Pvt. Ltd.	0	16480	16480
78	SRI SAI COMMUNICATION AND INTERNET PRIVATE LIMITED	0	15887	15887
79	Yashash Cable Network (Pvt.) Ltd	0	15746	15746
80	Weebo Networks Pvt Ltd.	0	15467	15467
81	Paradise Telecom Pvt. Ltd.	0	15149	15149
82	City Online Services Ltd.	0	13997	13997
83	BALAJI TELEWORKS DEVELOPMENTPRIVATE LIMITED	0	13933	13933
84	DDC Broad Band Pvt. Ltd	0	13358	13358
85	Pacenet Meghbela Broadband Pvt.Ltd.	0	13126	13126
86	DL GTPL Broadband Pvt. Ltd.	0	12675	12675
87	Apple Broadband Services Pvt. Ltd.	0	11488	11488
88	VIJAYALAKSHMI NET SERVICES PRIVATE LIMITED	0	11188	11188
89	Ultrinet Infotech Solution Pvt. Ltd.	0	11034	11034
90	Intermedia Cable Communication Pvt Ltd	0	10966	10966
91	Specific Net Pvt. Ltd	0	10914	10914
92	Net 9 Fibernet Pvt Ltd	0	10876	10876
93	Angel Air Network Solutions Pvt. Ltd.	0	10840	10840
94	NORTH EAST DATAA NETWORK PRIVATE LIMITED	0	9920	9920
95	Orange Infocom PVT.LTD	0	9839	9839
96	INFONET COMM ENTERPRISES PVT LTD	0	9662	9662
97	MAHA MEDIACOM INTERNET PVT. LTD.	0	9469	9469
98	Siliguri Internet & Cable TV Pvt. Ltd.	0	9375	9375
99	Rural Broadband Pvt. Ltd.	0	9326	9326
100	Signum Digital Networks Pvt. Ltd	0	9244	9244
101	Esto Broadband Pvt. Ltd.	0	8956	8956
102	Ani Broadband Service Pvt. Ltd.	0	8797	8797
103	HYOSEC SOLUTIONS Pvt. LTD	0	8693	8693
104	APNA TELELINK PVT. LTD.	0	8610	8610
105	AT Broadband Pvt. Ltd.	0	8441	8441
106	Five Internet Solutions Pvt. Ltd.	0	8207	8207
107	Vizag Broad CastingCompany Pvt. Ltd.	0	8030	8030
108	R.G. Technosolutions Pvt. Ltd.	0	7872	7872
109	Airconnect Internet Services Pvt. Ltd.	0	7847	7847

S. No.	Name of Service Provider	Narrowband	Broadband	Total
110	WSNS PVT. LTD.	0	7355	7355
111	Gigaline Teleservices (OPC) Pvt. Ltd	0	7336	7336
112	Multinet (Udaipur) Pvt. Ltd.	0	7336	7336
113	FOXTEL TELECOMMUNICATIONS PVT LTD	0	7325	7325
114	Cityzone Infonet Pvt. Ltd.	0	7089	7089
115	Prisac Aviation Technologies Pvt. Ltd.	0	7071	7071
116	United Telecoms Ltd.	0	7037	7037
117	Kappa Internet Services Pvt. Ltd.	0	7024	7024
118	LM Energy and Software Pvt. Ltd.	2360	4510	6870
119	Sify Technologies Ltd.	46	6804	6850
120	FUTURE CONNECT BROADBAND Pvt Ltd.	0	6668	6668
121	SSCN Pvt. Ltd.	0	6664	6664
122	Elxer Communications (P)Ltd.	0	6602	6602
123	HYFY Giga Fiber Pvt. Ltd.	0	6520	6520
124	ROHAN MEDIA PRIVATE LIMITED	0	6494	6494
125	Skymax Broadband Services Pvt. Ltd.	0	6442	6442
126	QUALITY BROADBAND PRIVATE LIMITED	0	6387	6387
127	7 Star Cablenet Pvt. Ltd	0	6363	6363
128	S S Netcom Pvt. Ltd.	0	6354	6354
129	OM-ASHA Net Pvt. Ltd.	0	6323	6323
130	Symbios Creations Pvt. Ltd.	0	6110	6110
131	DEEPNET BROADBAND PRIVATE LIMITED	0	6007	6007
132	Southern Online Bio Technologies Ltd.	0	5971	5971
133	SANCHAR TELENETWORK PVT LTD	0	5956	5956
134	GEOCITY NETWORK SOLUTIONS PVT. LTD.	0	5683	5683
135	SONALI INTERNET SERVICES PVT. LTD.	0	5660	5660
136	Sancfil Technologies Internet Services Pvt. Ltd.	0	5547	5547
137	Lalat Internet Service Private Limited	0	5532	5532
138	Praction Networks Private Limited	0	5520	5520
139	Airgenie Communications Pvt. Ltd.	0	5504	5504
140	ARKTEL NETWORKS PVT LTD	0	5389	5389
141	SFOUR CABLENET PVT LTD	0	5371	5371
142	DEHRADUN E NET SOLUTIONS PRIVATE LIMITED	0	5300	5300
143	Mangaluru Broadband Network Pvt Ltd	0	5300	5300
144	Dsouza Infotainment Pvt. Ltd.	0	5297	5297
145	Wefe Technology Pvt. Ltd.	0	5203	5203
146	TJ BROADBAND NETWORK PVT LTD	0	5167	5167
147	SNS Internet Services Pvt. Ltd.	0	5140	5140
148	Swiftnet Broadband Pvt Ltd	0	5063	5063

S. No.	Name of Service Provider	Narrowband	Broadband	Total
149	Allnet Broadband Network Pvt Ltd	0	4551	4551
150	Shine Communications Pvt. Ltd.	0	4450	4450
151	FIBRE AIR SERVICES Pvt Ltd.	0	4421	4421
152	INRI COMMUNICATIONS PVT LTD	0	4382	4382
153	Patel Internet Pvt. Ltd.	0	4296	4296
154	POWERNET TELECOM PVT LTD	0	4197	4197
155	Five Net Service Provider Pvt. Ltd.	0	4068	4068
156	Antarjal IT Communication Pvt. Ltd.	0	4034	4034
157	Blazenet Ltd.	0	4017	4017
158	Bittel Telecom Private Limited	0	3991	3991
159	SUPER SONIC BROADBAND PVT LTD	0	3915	3915
160	Speed Online Net Pvt Ltd	0	3796	3796
161	Vibhuti Networks Pvt. Ltd.	0	3784	3784
162	Siddhant Broadband Pvt. Ltd.	0	3760	3760
163	SoftCall Cust-O-Care Pvt. Ltd..	0	3699	3699
164	Kumar Cable Digital Network Pvt. Ltd.	0	3640	3640
165	NEHA INFONET PVT LTD.	0	3561	3561
166	STN INFOTECH PVT. LTD.	0	3544	3544
167	Getway Broadband Pvt. Ltd.	0	3496	3496
168	DREAMLINK TECHNOLOGIES PVT LTD	0	3346	3346
169	Mukand Infotel Pvt. Ltd.	0	3335	3335
170	Prathamesh Broadband Pvt. Ltd	0	3310	3310
171	Nirav Infoway Pvt. Ltd	0	3213	3213
172	Falconet Internet Pvt Ltd	0	3204	3204
173	Sri Nagar Net Tech Pvt. Ltd.	0	3191	3191
174	Rainbow Internet teleservices Pvt Ltd	0	3184	3184
175	Net Access Internet India Private Limited	0	3176	3176
176	Maharaj Netsol Pvt Ltd	0	3136	3136
177	Inet Fiber India Pvt. Ltd	0	3132	3132
178	AS Broadband Pvt. Ltd	0	3094	3094
179	delDSL Internet Pvt Ltd	0	3069	3069
180	Krishinet Infocom Pvt. Ltd.	0	2972	2972
181	Renu Giga Fiber Pvt. Ltd.	0	2904	2904
182	ajab media vision pvt. Ltd.	0	2900	2900
183	Kovai Fibernet Pvt. Ltd.	0	2855	2855
184	Userlinks Netcom Pvt. Ltd.	0	2824	2824
185	VRD Web Services Pvt. Ltd.	0	2824	2824
186	AAACLOUD TELEPHONY PRIVATE LIMITED	0	2822	2822
187	Netfirre Communications Pvt. Ltd.	0	2816	2816
188	Netfox Networks Private Limited	0	2815	2815

S. No.	Name of Service Provider	Narrowband	Broadband	Total
189	MicroNet Gigafiber Pvt Ltd	0	2781	2781
190	Sherie Plexus ISP Pvt. Ltd.	0	2779	2779
191	NETVISION AWADH NETWORKS PVT LTD	0	2774	2774
192	Niss Internet Services Pvt. Ltd.	0	2749	2749
193	NETWAY INTERNET PVT. LTD.	0	2729	2729
194	TGN NETWOKS PVT LTD	0	2679	2679
195	Exnet Broadband Pvt. Ltd.	0	2670	2670
196	TRANSMEDIA TECHNOLOGIES (AP) PVT LTD	0	2639	2639
197	Foxcell Communications Pvt. Ltd.	0	2637	2637
198	ADRI INFOCOM Pvt. Ltd.	0	2559	2559
199	HBS Network Pvt. Ltd.	0	2530	2530
200	Deenet Services Pvt Ltd	0	2475	2475
201	HIGHTECH BROADBAND SERVICES PVT. LTD	0	2457	2457
202	Myguru Online India (P)Ltd.	0	2456	2456
203	Spider Broadband Pvt. Ltd..	0	2436	2436
204	Chandra Net Pvt. Limited	0	2435	2435
205	Mega Hertz Network Solutions Pvt. Ltd.	0	2422	2422
206	HIGHTEC NETWORK SOLUTIONS (OPC) PRIVATE LIMITED	0	2420	2420
207	Seven Star Digicomm Pvt. Ltd..	0	2372	2372
208	WOW Solutions and Systems Pvt. Ltd	0	2358	2358
209	Johnson Telemarketers Pvt. Ltd.	0	2355	2355
210	SBR Telecom Pvt. Ltd.	0	2350	2350
211	Real Wire Express Network Pvt. Ltd.	0	2341	2341
212	TENG NETWORK SOLUTION PRIVATE LIMITED	2317	0	2317
213	VENKATA SAI INTERNET PRIVATE LIMITED	0	2314	2314
214	OUTOFBOX NETWORKS PRIVATE LIMITED	0	2290	2290
215	Fiberzone communication Pvt Ltd	0	2250	2250
216	Siti vision Data Solutions Pvt Ltd	0	2240	2240
217	Bakliwal Telecom Services Pvt. Ltd.	0	2236	2236
218	Sai Prasad Internet Services Pvt. Ltd.	0	2210	2210
219	Jeebr Internet Service Private Limited	0	2201	2201
220	Classic Internet and Cable Services Pvt. Ltd.	0	2166	2166
221	Suntech Sanchar Private Limited	0	2123	2123
222	Flashcom Network Pvt. Ltd.	0	2103	2103
223	SMART NET INDIA PVT LTD	0	2085	2085
224	JDM Broadband Services Pvt. Ltd.	0	2067	2067
225	Karunay Internet Pvt. Ltd.	0	2063	2063
226	Jetspot Networks Pvt. Ltd.	0	2061	2061

S. No.	Name of Service Provider	Narrowband	Broadband	Total
227	Vision Smartlink Networking Pvt. Ltd.	0	2048	2048
228	SMARTLINK SOLUTIONS PVT. LTD.	0	2033	2033
229	Lbs Infoway India Pvt. Ltd.	0	2032	2032
230	Shikhar BroadbandEnterprises Pvt. Ltd.	0	2000	2000
231	Pink Broadband Services Pvt. Ltd.	0	1990	1990
232	Tejays Dynamic Ltd.	27	1954	1981
233	TRICHY CHANNEL NINE CABLENET PRIVATE LIMITED	0	1977	1977
234	Amar Broadband Pvt. Ltd..	0	1976	1976
235	LAKSHAY ISOLUTIONS INDIA PRIVATE LIMITED	0	1975	1975
236	Opticom Networks Pvt.Ltd	0	1961	1961
237	Megatel Networks Pvt. Ltd.	0	1951	1951
238	Southnet Broadband Pvt. Ltd.	0	1935	1935
239	CORREL IT SERVICE PVT LTD	0	1920	1920
240	Mayekar Broadband Pvt. Ltd.	0	1905	1905
241	CredenceIS Computing Pvt. Ltd.	0	1900	1900
242	North Point Services Pvt. Ltd.	0	1900	1900
243	Scud Communication Pvt. Ltd.	0	1868	1868
244	First Mile Digital Private Limited	0	1860	1860
245	SATHYA WEBSERVICES PRIVATE LIMITED	0	1848	1848
246	Ncore Creative Technologies Pvt. Ltd	1342	500	1842
247	SCNSKY DIGITAL OPC PRIVATE LIMITED	0	1823	1823
248	Sanchit Infocom Pvt Ltd	0	1818	1818
249	BLITS GLOBAL TECHNOLOGIES Pvt. LTD	0	1817	1817
250	Lotus Broadband Pvt Ltd	0	1817	1817
251	F2H Networks Pvt. Ltd.	0	1806	1806
252	MORE WIFI INTERNET PRIVATE LIMITED	0	1805	1805
253	Merv Enterprises Pvt Ltd	0	1793	1793
254	City Online AP Pvt. Ltd.	0	1778	1778
255	KOLI'Z PRIVATE LIMITED	0	1778	1778
256	Galaxynet Connections Pvt. Ltd.	0	1756	1756
257	Bakcom Networks India Pvt. Ltd.	1752	0	1752
258	Mana Broadband Pvt. Ltd.	0	1739	1739
259	DNS SKYLINK PVT. LTD.	0	1728	1728
260	Assistive networks & technologie Pvt Ltd	0	1701	1701
261	Syntego Technologies India Pvt. Ltd.	0	1694	1694
262	Osbnnet Broadband Pvt. Ltd.	0	1692	1692
263	Maruthi Cable & Data Pvt. Ltd.	0	1687	1687
264	Protoact Digital Network Pvt. Ltd.	0	1683	1683

S. No.	Name of Service Provider	Narrowband	Broadband	Total
265	S P Internet Technologies Pvt. Ltd.	0	1683	1683
266	GRAND BROADBAND SERVICES PRIVATE LIMITED	0	1658	1658
267	BHORER ALO CABLE AND BROADBAND PRIVATE LIMITED	0	1654	1654
268	Skyline Infonet Pvt. Ltd.	0	1654	1654
269	INTERJET INDIA PRIVATE LIMITED	0	1644	1644
270	Jiffy Cable & Datacom Pvt. Ltd.	0	1629	1629
271	Sefaro Networks Pvt. Ltd.	0	1629	1629
272	Uzaina Business India Pvt. Ltd.	0	1622	1622
273	Sadaa SmartlinksCommunication Pvt. Ltd.	0	1621	1621
274	Sphier Infotech PVT. LTD.	0	1607	1607
275	JB Jain Broadband Solutions Private Limited	0	1603	1603
276	KWIKZO TELECOMM Pvt. LTD	0	1582	1582
277	Charotar Telelink Pvt. Ltd..	0	1578	1578
278	Megahertz Internet Network Pvt. Ltd.	0	1577	1577
279	Onet Digital Networks Pvt. Ltd..	0	1574	1574
280	Blu Ultraband Internet Services Private Limited	0	1558	1558
281	Skynet Datacom Pvt. Ltd.	0	1547	1547
282	MOVEX DIGITAL TECHNOLOGY PVT LTD	0	1545	1545
283	Thrishul Broadband Pvt. Ltd..	0	1541	1541
284	B2H Infonet Pvt. Ltd.	0	1534	1534
285	Macro Signal Pvt. Ltd	0	1530	1530
286	Teligus Networks Pvt. Ltd	0	1527	1527
287	Capture Network Systems Pvt. Ltd.	0	1517	1517
288	Wizbyte Networks Private Limited	1442	74	1516
289	Speednet Unique Network Pvt. Ltd.	0	1506	1506
290	A.S.C.S.C. DIGITAL PRIVATE LIMITED	0	1471	1471
291	INFINET BROADBAND PRIVATE LIMITED	0	1469	1469
292	S S Fiber Net OpticalCommunication Pvt. Ltd.	0	1464	1464
293	ALACRIY NET SYSTEM SERVICE PRIVATE LIMITED	0	1463	1463
294	F/X Wireless Technology Services Pvt. Ltd.	0	1457	1457
295	NGC Broadband Pvt. Ltd.	0	1444	1444
296	Venessa Internet Pvt. Ltd.	0	1415	1415
297	Speedmaxx Digital Networks Pvt. Ltd.	0	1412	1412
298	Country Online Services Pvt. Ltd.	0	1408	1408
299	ERO WIDE COMM Pvt. Ltd.	0	1408	1408
300	INET SEVICES PVT LTD	0	1407	1407
301	Susneham Private Limited	0	1406	1406
302	Ski Network Services Pvt. Ltd	0	1405	1405

S. No.	Name of Service Provider	Narrowband	Broadband	Total
303	MGI NETWORKS PVT LTD	0	1386	1386
304	SIS NETWORKS PVT LTD	0	1382	1382
305	Channel III Internet Pvt. Ltd.	0	1375	1375
306	Starlings Wireless Communications Pvt. Ltd.	0	1375	1375
307	Smart Wi5 Pvt. Ltd.	0	1372	1372
308	Elyzium Technologies Pvt. Ltd.	0	1370	1370
309	Sundaram Broadband Pvt Ltd	0	1358	1358
310	Vizag BroadbandCommunications Pvt. Ltd.	0	1358	1358
311	Shrisai Shavenk Technologies Pvt. Ltd.	0	1357	1357
312	MAULI SHIV CABLE INTERNET SERVICES PRIVATE LIMITED	0	1319	1319
313	R2 Net Solutions Pvt. Ltd.	0	1304	1304
314	DHL Broadband Net Pvt. Ltd.	0	1288	1288
315	Airwaves Internet Pvt. Ltd.	0	1255	1255
316	Aspirare Communications Pvt Ltd	0	1254	1254
317	City Broadband Network Pvt Ltd	0	1248	1248
318	MAKS COMMUNICATIONS PVT.LTD.	0	1248	1248
319	Rtel Internet services Pvt Ltd	0	1246	1246
320	VSJ INTERNET SERVICES PVT. LTD.	0	1242	1242
321	psnet solutions pvt ltd	0	1241	1241
322	Oxynet Telecommunications Pvt. Ltd	0	1227	1227
323	Sprioc Web Private Limited	0	1225	1225
324	UNITED STARS NETWORK PRIVATE LIMITED	0	1221	1221
325	Gigacast Network Pvt. Ltd.	0	1216	1216
326	iAIRONET COMMUNICATION PVT LTD	0	1213	1213
327	Mhase Internet Network (OPC) Pvt. Ltd.	0	1203	1203
328	Nikita Broadband Pvt. Ltd	0	1197	1197
329	Sharplink Wireless Solution Pvt. Ltd.	0	1194	1194
330	Grace Teleinfra Pvt Ltd	0	1190	1190
331	Packenet Solutions Pvt. Ltd.	0	1187	1187
332	Poem Techno Pvt. Ltd.	0	1186	1186
333	Navkar Netsol Pvt. Ltd..	0	1185	1185
334	FTTX Broadband P Ltd	0	1180	1180
335	REVOLUTION BROADBAND PVT LTD	0	1177	1177
336	Sigaram Networks Pvt. Ltd.	0	1177	1177
337	Cyber City ExtremeBroadband Pvt. Ltd.	0	1168	1168
338	Veloxr Telecom Pvt. Ltd.	0	1142	1142
339	Minnal DigitalNetwork (P) Ltd.	0	1138	1138
340	Sampath Venkateswara Communications Pvt. Ltd.	0	1133	1133

S. No.	Name of Service Provider	Narrowband	Broadband	Total
341	AMK SUNBEAM COMMUNICATION PRIVATE LIMITED	0	1132	1132
342	In Broadband Pvt.ltd	0	1121	1121
343	Green Tech Net Com Pvt. Ltd.	0	1118	1118
344	DNS INFONET Pvt Ltd	0	1113	1113
345	SHAILDHAR TELECOM SERVICES Pvt. LTD	0	1109	1109
346	ACN Fiber Pvt. Ltd.	0	1100	1100
347	ARCLINK NETWORK Pvt Ltd.	0	1095	1095
348	Hostaxis Network Pvt. Ltd.	0	1080	1080
349	Hardwork Cable & Internet services Pvt. Ltd.	0	1072	1072
350	GREEN ARROW TECHNOLOGY PRIVATE LIMITED	0	1063	1063
351	SkyComm Internet Service Private Limited	0	1062	1062
352	Seyon Tele Infra Private Limited	0	1060	1060
353	Unigro Infranet Online Pvt. Ltd.	1060	0	1060
354	EBENEZAR COMMUNICATIONS PVT. LTD.	0	1059	1059
355	Spider Broadband & Cable Pvt. Ltd.	0	1041	1041
356	PARAMOUNT INFINET PVT. LTD.	0	1030	1030
357	FASTNET COMMUNICATION PVT. LTD.	195	822	1017
358	Dreamnet Gigafiber Pvt Ltd	0	1016	1016
359	Global (India) Tele Infra Pvt. Ltd.	0	1016	1016
360	Netlinx Limited	0	1016	1016
361	SKY ONLINE TECHNSYSTEM PVT LTD	0	1016	1016
362	Gulbarga Mega Speed Pvt Ltd	0	1014	1014
363	DIGHES INTERNET SERVICES OPC PRIVATE LIMITED	0	1013	1013
364	Ashley Internet Services Pvt. Ltd.	0	1006	1006
365	WNET TELECOM PRIVATE LIMITED	0	988	988
366	Asg Telecom Pvt. Ltd	0	985	985
367	Netfirst Communications Pvt. Ltd.	0	982	982
368	AHM Digital Network Pvt Ltd	0	970	970
369	VAYU ONLINE PRIVATE LIMITED	0	970	970
370	Sheng Li Telecom India Pvt. Ltd..	0	968	968
371	Stackbit Internet Services Pvt. Ltd.	0	961	961
372	Click 4 Net InternetServices Pvt. Ltd.	0	960	960
373	Space Hitz Network Pvt Ltd	0	960	960
374	DA Smartzone Pvt. Ltd.	0	948	948
375	M Netplus Communication Services Pvt Ltd	0	946	946
376	Anushree Digital Network Pvt Ltd	0	944	944
377	Surround Networks Pvt Ltd	0	943	943
378	CATLA IT&ENGG. CO. PVT LTD.	0	940	940

S. No.	Name of Service Provider	Narrowband	Broadband	Total
379	MAHRTH INTERNET SERVICES PRIVATE LIMITED	936	0	936
380	NetMagic Solutions(P) Ltd.	0	927	927
381	RK Broadband Hifi Services Pvt Ltd	926	0	926
382	ALWAR ONLINE PVT LTD	0	910	910
383	Trueinet Networks Pvt.Ltd	0	909	909
384	Sarvada net Pvt. Ltd	0	908	908
385	Glo Internet Services Pvt Ltd	0	901	901
386	OM SHIV SAI INTERNET SERVICE (OPC) PVT. LTD	0	900	900
387	RADHIKA COMMUNICATION BROADBAND PRIVATE LIMITED	0	898	898
388	M/s NTT Communications India Network Services Private Ltd.	0	897	897
389	Shri Samarath Infobahn Pvt. Ltd.	893	0	893
390	ARJUN BROADBAND PRIVATE LIMITED	0	887	887
391	BTS TELECOM PVT LTD	0	887	887
392	Darer Internet Services Pvt. Ltd.	0	883	883
393	MIT ONLINE OPC Pvt Ltd	0	883	883
394	Treelink Broadband Pvt. Ltd.	0	876	876
395	Reliance Communications Limited	875	0	875
396	Ficus Telecom Pvt. Ltd.	0	873	873
397	IAXN TELECOM PVT LTD	0	870	870
398	Gleam Worldwide Services Pvt. Ltd.	0	868	868
399	Pegasuswave Private Limited	0	860	860
400	Sai Dwarawati Net Services Pvt. Ltd.	0	860	860
401	Skyber Broadband Service Pvt. Ltd	0	850	850
402	Briskcom Infoway Pvt. Ltd.	0	835	835
403	Mhatoba Broadband Pvt. Ltd	0	834	834
404	Balaji Infra Ray Pvt. Ltd.	0	833	833
405	NETSAT COMMUNICATIONS PVT. LTD.	0	833	833
406	Bluwaves Internet Services India Pvt. Ltd.	0	832	832
407	Clickian Network Pvt. Ltd.	0	832	832
408	Vinayaga Communications Pvt Ltd.	0	826	826
409	AU Networks Pvt. Ltd.	0	825	825
410	SRI KRISHNA INTERNET SERVICE PVT LTD	0	824	824
411	VICTORY DIGITAL NETWORK PRIVATE LIMITED	0	821	821
412	KESHAVA DIGITAL NETWORK PVT. LTD.	0	816	816
413	Al-Mairah Broadband Pvt. Ltd.	0	815	815
414	Rida Communication Pvt. Ltd.	0	814	814

S. No.	Name of Service Provider	Narrowband	Broadband	Total
415	Ultimate Internet Services Pvt. Ltd.	0	814	814
416	Rathnaa Spectra Pvt. Ltd.	0	813	813
417	Suniman Cable and Net Pvt Ltd	0	813	813
418	Sharva Telenet Private Limited	0	812	812
419	SRI NETT PRIVATE LIMITED	0	811	811
420	Wyris Network Pvt. Ltd.	0	811	811
421	Sivaan Infocom Pvt. Ltd	0	807	807
422	Nettab Broadband Pvt Ltd	0	797	797
423	SVD Digital Networks Pvt. Ltd.	0	793	793
424	Telosy Telecom Pvt. Ltd.	0	791	791
425	C. J. Online Pvt. Ltd.	0	780	780
426	Primenet Global Ltd.	0	775	775
427	Bapu Internet ServicesPvt. Ltd.	0	768	768
428	SAI DWARAWATI NET SERVICES PVT. LTD.	0	767	767
429	PADMESH BROADBAND PRIVATE LIMITED	0	764	764
430	Alegra Communication Pvt Ltd	0	763	763
431	Datawave IT solutions Pvt. Ltd.	0	763	763
432	Suraj Networks Pvt. Ltd.	0	763	763
433	Touchnet Broadband Services Pvt. Ltd.	0	757	757
434	SB Broadband Services Pvt. Ltd	0	756	756
435	Shineplus Networks Pvt. Ltd.	0	755	755
436	Nandini Broadband Pvt. Ltd.	0	747	747
437	Software Technology Parks of India	11	728	739
438	Reticule Infotech Pvt. Ltd.	0	737	737
439	SG Broadband Internet Pvt. Ltd.	0	736	736
440	GVREDDY TELECOMMUNICATIONS (OPC) PVT LTD	0	731	731
441	Shass Information and Quality Engineering Services Pvt. Ltd.	0	728	728
442	Kosmic Broadband Pvt Ltd	0	726	726
443	PJR NET SERVICE PRIVATE LIMITED	0	725	725
444	Spirenet Digital Communications Pvt. Ltd.	0	720	720
445	Corsica Solutions Private Limited	0	719	719
446	Mahabal Net Service Provider	0	710	710
447	Cloudnet Communications Pvt. Ltd.	0	706	706
448	F2Connect Private Limited	0	704	704
449	MAXNET DIGITAL PRIVATE LIMITED	0	701	701
450	OUTRAGEOUS NETSOLE PRIVATE LIMITED	700	0	700
451	Power Grid Corporation of India Ltd.	0	699	699
452	Vimal Telecom Pvt. Ltd	0	694	694

S. No.	Name of Service Provider	Narrowband	Broadband	Total
453	TOUCH NET INDIA TELESERVICES PRIVATE LIMITED	0	692	692
454	HINDAVI TELECOM PRIVATE LIMITED	0	689	689
455	Gloiosa Infotel IT Services Pvt Ltd.	0	682	682
456	Uttam Infranet Pvt. Ltd..	0	676	676
457	Unitel Media Pvt. Ltd.	0	675	675
458	KGS NETWORKS PRIVATE LIMITED	0	674	674
459	Moradabad Internet Services Pvt. Ltd.	0	673	673
460	HPS DIGITAL BROADBAND PVT LTD	0	672	672
461	N4U broadband pvt.ltd	0	670	670
462	DURONTO NETWORKS (OPC) PRIVATE LIMITED	0	669	669
463	Craze IT Solutions Pvt Ltd	0	667	667
464	Rajesh Patel Net Services Pvt. Ltd.	0	666	666
465	Aeroway Networks Pvt. Ltd.	0	664	664
466	BASS NETWORKS PRIVATE LIMITED	0	661	661
467	Daksh Broadband Services Pvt. Ltd.	0	661	661
468	Spectram Telecom Pvt.Ltd	0	650	650
469	Nextra Communications Private Limited	0	635	635
470	ACME Diginet Corporation Pvt. Ltd.	0	634	634
471	Blue Net IT Solutions Pvt. Ltd.	0	631	631
472	Bass Jokernet Pvt. Ltd.	0	630	630
473	Bandwidth Infinity Pvt. Ltd	0	621	621
474	FASTCOM TELELINK PRIVATE LIMITED	0	617	617
475	LIMERICK TECHNOLOGIES PRIVATE LIMITED	0	614	614
476	Ometa Net Pvt. Ltd.	0	614	614
477	Airnetz Broadband Services Pvt. Ltd.	0	613	613
478	Datamax Technologies Pvt Ltd	0	611	611
479	HANSA BROADBAND SERVICES PRIVATE LIMITED	0	610	610
480	Airway Communication Services India Pvt. Ltd.	0	608	608
481	Windsor Internet Pvt. Ltd.	0	608	608
482	Breitband Technologies Private Limited	0	605	605
483	ALLIED IT INFRASTRUCTURE & SERVICES PRIVATE LIMITED	603	0	603
484	Development Logics Solutions Pvt. Ltd.	0	602	602
485	SERANS FIBERNET PRIVATE LIMITED	0	601	601
486	Easy Solutions Internet Services Pvt. Ltd.	0	600	600
487	Gowio Networks Pvt. Ltd	0	600	600
488	RSBS Online Services Pvt. Ltd.	0	595	595

S. No.	Name of Service Provider	Narrowband	Broadband	Total
489	INCUBIX UNIFIED SOLUTIONS PRIVATE LIMITED	0	590	590
490	RAAGAV COMMUNICATIONS PVT LTD	0	588	588
491	SARVA AIRWORLD NETWORK PVT LTD	0	581	581
492	R.P World Webnet Pvt.Ltd.	0	579	579
493	VPM NETWORKS PRIVATE LIMITED	577	0	577
494	Alphanet Broadband Pvt Ltd	0	571	571
495	DV INFOCOM PRIVATE LIMITED	0	569	569
496	Goodwill Smartlink Pvt. Ltd.	0	569	569
497	CNS Infotel Services Pvt. Ltd..	0	565	565
498	GAURESH CABLENET SERVICES PRIVATE LIMITED	0	560	560
499	Nanjil Internet Services Pvt. Ltd.	0	560	560
500	Smart Choice Wireless Network Pvt. Ltd.	0	559	559
501	Gazillio Technologies Pvt. Ltd.	0	557	557
502	Spark Telecommunication Private Limited	0	551	551
503	Kad-Syscon NetworksPvt. Ltd	0	550	550
504	Prayag BroadbandPvt. Ltd.	0	550	550
505	Shree Manoranjan Broadband Pvt. Ltd.	0	550	550
506	Digital2Virtual ISP Pvt. Ltd.	0	549	549
507	Panav Network and Communications Private Limited	0	548	548
508	NC BROADBAND SERVICES PRIVATE LIMITED	0	545	545
509	Fastnet Wire & Wireless Solutions Pvt. Ltd.	0	543	543
510	INFOLINK BROADBAND SERVICES PRIVATE LIMITED	0	540	540
511	Wi-Link Network Pvt. Ltd	0	536	536
512	Imperium Digital Network Pvt. Ltd.	0	535	535
513	Graceway Infrastructure and Services Pvt. Ltd	0	530	530
514	MSINFINITY ETHERNET SOLUTIONS PRIVATE LIMITED	527	0	527
515	NEONET COMMUNICATIONS PVT. LTD.	0	523	523
516	AKD NETWORK PRIVATE LIMITED	0	522	522
517	7 Sai Net Solutions Pvt. Ltd.	0	516	516
518	RNET GIGAFIBER Pvt. LTD	514	0	514
519	Manish Infocom Pvt. Ltd.	0	511	511
520	Acegen Broadband Pvt. Ltd.	0	509	509
521	Elitel Solutions Private Limited	0	504	504
522	RACSANN TECHNOLOGIES PVT. LTD.	0	500	500
523	DE-CIX Interwire Internet Services Pvt. Limited	0	499	499
524	Royal Connect Solutions Pvt. Ltd	0	499	499

S. No.	Name of Service Provider	Narrowband	Broadband	Total
525	PRATIK NETWORKING SOLUTIONS PRIVATE LIMITED	0	498	498
526	Qwistel Network Service Pvt Ltd	0	497	497
527	Unisas Netserve Pvt. Ltd.	0	497	497
528	Cityline Networks Pvt Ltd	0	496	496
529	KOSHI BROADBAND COMMUNICATIONS (OPC) PVT LTD	0	487	487
530	Mall and Mall Digiworld Pvt. Ltd.	0	487	487
531	YES BROADBANDPRIVATE LIMITED	0	485	485
532	World Fibernet Private Ltd	0	480	480
533	Dhanam Internet Services India Pvt. Ltd.	0	479	479
534	Texas Connect Private Limited	0	475	475
535	Wavetree Networks Pvt. Ltd.	0	472	472
536	Earthlink Broadband Pvt. Ltd	0	470	470
537	JMD INTERNET AND SERVICES PVT. LTD.	0	470	470
538	GIGANET DIGITAL NET SERVICES PRIVATE LIMITED	0	469	469
539	Clicknet Communication Pvt. Ltd.	0	467	467
540	SANSOM NETTECH PRIVATE LIMITED	0	462	462
541	Gaba Associates internet service provider pvt ltd.	0	461	461
542	SYNCFAC TO CONSULTING Pvt Ltd.	0	460	460
543	KSK Broadband Pvt. Ltd.	0	457	457
544	MEGSAC Enterprises Private Limited	0	457	457
545	OPTO Communications Private Limited	0	456	456
546	Quick Link Broadband and Services Pvt. Ltd.	0	455	455
547	KKM Broadband Internet Pvt. Ltd.	0	454	454
548	GTECH COMMUNICATION Pvt Ltd	0	451	451
549	Sistemas Information Technology Pvt. Ltd.	0	451	451
550	Aeronet online services private limited	0	443	443
551	Gorkha Infotech Private Limited	0	442	442
552	MREZHI INTERNET PRIVATE LIMITED	0	440	440
553	Daan Communications Private Limited	0	438	438
554	Unborn Networks Pvt. Ltd.	0	438	438
555	BPS COMMUNICATION AND SERVICES PRIVATE LIMITED	0	435	435
556	GNANA 11 COMMUNICATION PVT LTD	0	433	433
557	Wireline Solution India Pvt Ltd	0	432	432
558	Malang Solutions Pvt. Ltd.	0	431	431
559	Prompt Infracom Pvt. Ltd.	0	430	430
560	FoFo Networks Private Limited	0	425	425
561	Hughes Communications India Ltd.	407	18	425

S. No.	Name of Service Provider	Narrowband	Broadband	Total
562	Sparklink. Net Pvt. Ltd.	0	424	424
563	Shivraj Broadband Internet Pvt. Ltd.	0	422	422
564	SAI KUMAR INFONET PRIVATE LIMITED	0	421	421
565	DMDS SOLUTIONSPRIVATE LIMITED	0	420	420
566	Kataria Net Solutions Pvt. Ltd.	0	420	420
567	Sysnet Broadband Services Pvt. Ltd.	0	417	417
568	BSL Technologies Pvt. Ltd.	0	416	416
569	Suncity Broadband Pvt. Ltd.	0	415	415
570	TRACKNET SERVICES PVT LTD	0	413	413
571	COMPLIANCE BROADBAND PRIVATE LIMITED	0	410	410
572	Visputes Internet Pvt. Ltd.	0	410	410
573	MANA INTERNET SERVICES PRIVATE LIMITED	0	409	409
574	CLOUDPATH TELECOM PVT LTD	0	407	407
575	Gera Cable Internet Service Pvt. Ltd.	0	407	407
576	VDCN INFOTECH PRIVATE LIMITED	0	405	405
577	RUSH ME BROADBAND PRIVATE LIMITED	0	403	403
578	SIDDIQUI GLOBAL SERVICES PVT LTD	0	403	403
579	PULSE TELESYSTEMS PRIVATE LIMITED	0	401	401
580	Nandita Infocom Pvt. Ltd.	0	400	400
581	3J Global Services Pvt Ltd	0	398	398
582	HANUMAT NETWORKS PRIVATE LIMITED	0	397	397
583	Linkway Internet Pvt.Ltd.	0	397	397
584	CONSAM TELECOM PRIVATE LIMITED	0	393	393
585	TECHNOMEX INFOCOM SYSTEMS PVT LTD.	0	392	392
586	Simplex Broadband Pvt. Ltd.	0	391	391
587	AT&T Global Network Service India Private Limited	0	386	386
588	TAIBA SUPER INTERNET PRIVATE LIMITED	386	0	386
589	VORRUCKEN NETWORKS PRIVATE LIMITED	0	382	382
590	VIBELINK INFOTECH PRIVATE LIMITED	0	381	381
591	Skylink Fibernet Pvt. Ltd.	0	380	380
592	Cybernet Introtech Pvt. Ltd.	0	375	375
593	Digiscope Networks Private Limited	0	374	374
594	Alien DNS Pvt. Ltd.	0	373	373
595	Tanvi Broadband Pvt Ltd	0	373	373
596	WAY2AIR NET SOLUTION PVT. LTD.	0	373	373
597	Starnet Global Pvt. Ltd.	0	370	370
598	Terrafiber Networks Pvt. Ltd.	0	366	366
599	DMP Internet ServicesPvt. Ltd	0	365	365

S. No.	Name of Service Provider	Narrowband	Broadband	Total
600	Rocketwire Internet Solutions Pvt. Ltd.	0	365	365
601	WAY2NET IT SERVICES PVT LTD	365	0	365
602	Spiretel Technologies Pvt Ltd	0	363	363
603	Honey Broadband Services Pvt. Ltd.	0	354	354
604	Sense Connect IT Pvt. Ltd.	0	347	347
605	Citylink Broadband Services Pvt. Ltd.	0	342	342
606	NETZI BROADBAND SERVICES PVT LTD	342	0	342
607	Speedster Communications Pvt. Ltd	0	340	340
608	AiriconCommunication Pvt. Ltd	0	338	338
609	Hyber Networking Pvt. Ltd.	0	335	335
610	VERYS INFOTECH PRIVATE LIMITED	0	335	335
611	PRONET PRIVATE LIMITED	0	334	334
612	Sai Akshay Internet Services Pvt Ltd.	0	332	332
613	Voxterria Innovtions Pvt. Ltd.	0	332	332
614	Yuvaa Communications Private Limited	0	332	332
615	Twincity Communication Private Limited	0	328	328
616	R N Broadband Online Pvt. Ltd	0	325	325
617	SSICON SYSTEMS PRIVATE LIMITED	0	325	325
618	I-Infolink Networks Pvt. Ltd.	0	322	322
619	POLY INFORMATICS PVT.LTD.	0	320	320
620	LINK 4 DATA COMMUNICATION PVT LTD	0	318	318
621	Hipoint Connect Pvt. Ltd.	0	317	317
622	airtechzone services india private limited	0	314	314
623	Bluenet Broadband Services Pvt. Ltd.	0	310	310
624	AARADHY LIAISON SERVICES PRIVATE LIMITED	0	309	309
625	Elecon Information Technology Ltd.	0	307	307
626	Gramin Broadband Network Pvt. Ltd.	0	307	307
627	JD Net Enterprises Pvt. Ltd	0	306	306
628	METREXA BROADNET PRIVATE LIMITED	0	305	305
629	Srushti Broadband And Internet Services Pvt. Ltd.	0	304	304
630	TRIVNET NETWORKS PRIVATE LIMITED	0	304	304
631	Inter Net LY Pvt. Ltd.	0	302	302
632	Futurenet broadband and internet services pvt ltd	301	0	301
633	Apex Netcom India Pvt. Ltd..	0	300	300
634	SBS BROADBAND AND CABLE PVT. LTD.	0	296	296
635	LINKWAVE TECHNOLOGIES PVT LTD	0	295	295
636	Onepipe Telecom Pvt. Ltd	0	293	293
637	SPARKLIGHT INTERNET PRIVATE LIMITED	0	292	292
638	Skyhunt IT Park Pvt. Ltd.	0	290	290

S. No.	Name of Service Provider	Narrowband	Broadband	Total
639	VIVEK NETWORK PRIVATE LIMITED	0	287	287
640	Zoram Infonet Pvt. Ltd.	0	286	286
641	Verizon Communications India Pvt. Ltd.	0	285	285
642	Proline Datatech Services Pvt. Ltd.	0	281	281
643	Vizcon Digital Pvt. Ltd.	280	0	280
644	Barani Data Solutions Private Limited	0	279	279
645	FASTJET TELECOM PRIVATE LIMITED	0	279	279
646	Orange City InternetServices Pvt. Ltd.	0	276	276
647	AIRONET BROADBAND PRIVATE LIMITED	0	274	274
648	SMARTLINK BROADBAND SERVICES PVT LTD	0	272	272
649	STN Communication & Advertising Pvt. Ltd.	0	272	272
650	VELOCITY INTERNET INDIA PRIVATE LIMITED	0	272	272
651	Digital Telco Network India Pvt. Ltd.	0	271	271
652	FLITZEN BROADBAND Pvt Ltd.	0	271	271
653	J-Link Infotainment Pvt. Ltd.	0	270	270
654	HELM CONSULTANTS PVT LTD	0	269	269
655	GPALV BROADBAND PRIVATE LIMITED	0	267	267
656	ST Network Solutions Pvt. Ltd.	0	262	262
657	SIDDHBALI INFOTECH PVT LTD.	0	260	260
658	Singh Internet Services Pvt. Ltd.	0	260	260
659	Excel UG Pvt. Ltd	0	259	259
660	Feathers wireless network (opc) Pvt. Ltd.	0	255	255
661	Vardaan Netservices Pvt. Ltd.	0	255	255
662	Ruhban Telecommunication Private Limited	0	254	254
663	Ekowebtech IT Services Private Limited	0	253	253
664	NEXAEDGE INDIA Pvt Ltd.	0	252	252
665	CHANNEL 3 INFO MEDIA PRIVATE LIMITED	0	250	250
666	Linkio Fibernet Private Limited	0	250	250
667	Nivak Communications Pvt. Ltd	0	249	249
668	GIGA BEAM BROADBAND PVT.LTD.	0	247	247
669	King Netsol Pvt. Ltd.	26	221	247
670	Auspice Infratel Pvt. Ltd.	0	245	245
671	MRRIDSYS TECHNOLOGIES PVT LTD	0	245	245
672	SNT Broadband Pvt. Ltd.	0	245	245
673	BBRG Communication and Internet Pvt. Ltd.	0	243	243
674	Delix Net Solutions Pvt. Ltd	0	242	242
675	TEJNET GIGAFIBER PRIVATE LIMITED	0	240	240
676	Ecreado Network Solutions Pvt. Ltd.	0	239	239

S. No.	Name of Service Provider	Narrowband	Broadband	Total
677	AEROLINK BROADBAND PRIVATE LIMITED	0	238	238
678	Microsense Pvt Ltd	0	237	237
679	Netrexo Communications Private Limited	0	237	237
680	JTM Internet Pvt. Ltd	0	236	236
681	ABNSERVICES PVT LTD	0	235	235
682	KKD Broadband Pvt Ltd	0	235	235
683	MANAS INTERNET TECHNOLOGY PRIVATE LIMITED	0	230	230
684	Hipath Netcom Services Pvt. Ltd.	0	228	228
685	Magnuss Broadband Service Pvt. Ltd.	0	228	228
686	ZEES BROAD BAND PRIVATE LIMITED	0	228	228
687	VN ETHERNET INDIA PRIVATE LIMITED	227	0	227
688	EYE FASTNET SERVICE PRIVATE LIMITED	0	226	226
689	KALYAN BROADBAND PRIVATE LIMITED	0	224	224
690	Aayu Infonet Pvt. Ltd.	0	223	223
691	AIT Internet Services Pvt. Ltd.	0	222	222
692	Rmax Broadband Pvt. Ltd.	0	222	222
693	Neton Icom Pvt. Ltd.	0	221	221
694	Peer Networks Private Limited	0	221	221
695	Vrednus Network Pvt. Ltd.	0	221	221
696	ACEBROWSE PVT LTD	0	219	219
697	CIT SOLUTIONS PVT. LTD.	0	217	217
698	NAS INTERNET SERVICES PVT LTD	0	217	217
699	Costel Networks Pvt. Ltd.	0	212	212
700	iBus Network & Infrastructure (P) Ltd.	0	212	212
701	Anish Infoline Pvt. Ltd.	0	211	211
702	Enhancelink Coreport Pvt. Ltd	0	211	211
703	Tca Network Pvt Ltd	0	211	211
704	Airwire Infocom Pvt. Ltd.	0	209	209
705	RIHANT INFOTECH PVT. LTD	0	209	209
706	Saibaba Broadband Pvt. Ltd.	0	206	206
707	SRI RAM BROADBAND SERVICES PRIVATE LIMITED	0	206	206
708	BRAMBHANI TRADERS PVT.LTD.	0	205	205
709	JAYBHOLE CABLE VISION PRIVATE LIMITED	0	205	205
710	S.V.C CABLE NET PRIVATE LIMITED	0	205	205
711	VAIDIK NETSOL OPC PVT LTD	0	202	202
712	Dhadam Hospitality & Services Pvt. Ltd.	0	200	200
713	Ishani Broadband Pvt Ltd	0	200	200
714	LINKUNIVERSE COMMUNICATION PRIVATE LIMITED	0	200	200

S. No.	Name of Service Provider	Narrowband	Broadband	Total
715	Data Ingenious Global Ltd	0	195	195
716	YNET TELECOM SOLUTIONS PVT LTD	0	193	193
717	JBN Online Pvt. Ltd.	0	192	192
718	LINKED NET TECHNO SERVICES PRIVATE LIMITED	0	192	192
719	FRIDDEN INFOWAY PVT. LTD..	0	189	189
720	Wi5 Internet Services Pvt. Ltd.	0	189	189
721	Cheetah Networks Pvt. Ltd.	0	188	188
722	Frontier Infra Communications(P) Ltd.	0	187	187
723	M-TEL Networks (P) Ltd	0	186	186
724	Sath Technologies Pvt. Ltd.	0	183	183
725	AIRMAX INTERNET PVT LTD	0	181	181
726	arrow touch wireless internet private limited	0	181	181
727	O V NETWORKS PVT LTD	0	181	181
728	YNET BROADBAND SERVICES PRIVATE LIMITED	0	181	181
729	SPEEDGLOBAL TELECOM NETWORK PRIVATE LIMITED	0	180	180
730	VMO BROADBAND PVT LTD	0	180	180
731	White Stallion Networks Pvt. Ltd.	0	179	179
732	TRIGART INTERNET PVT. LTD.	0	177	177
733	ZR NET OPC PVT LTD	176	0	176
734	NEAM COMMUNICATIONS PRIVATE LIMITED	0	175	175
735	YOTTA NETWORK SERVICES PRIVATE LIMITED	0	174	174
736	PMG Networks Pvt. Ltd.	0	172	172
737	Rae Internet Service Provider Pvt Ltd	0	171	171
738	CINFOGEN PRIVATE LIMITED	0	170	170
739	Chaitali Communications (OPC) Pvt.Ltd	0	169	169
740	BT Global Communication India Pvt. Ltd.	0	168	168
741	Optisky Fibernet Pvt. Ltd.	0	168	168
742	Oistel Telecom Pvt. Ltd.	0	166	166
743	Fibernetisp Pvt. Ltd.	0	165	165
744	LEROY NETWORKS AND SERVICES PRIVATE LIMITED	0	165	165
745	PRSHREE Networks Private Limited	0	165	165
746	Wifi Inter-connect Pvt. Ltd.	0	162	162
747	KARRY BROADBAND PRIVATE LIMITED	0	161	161
748	Pune Teleinfra Pvt. Ltd..	0	161	161
749	smart plus multi services pvt ltd	0	160	160
750	Vaishnavaibhavi Internet Solutions Private Limited	0	160	160

S. No.	Name of Service Provider	Narrowband	Broadband	Total
751	Varsha Datacom Services Pvt. Ltd.	0	160	160
752	ARP INFONET PVT. LTD.	0	159	159
753	Viking Network Pvt. ltd	0	157	157
754	Noob Technologies Pvt.Ltd	0	152	152
755	NEXTGEN COMPUSOFT PVT LTD	0	151	151
756	Digitizer Access Network Private Limited	0	150	150
757	iGEN Networks Private Limited	0	150	150
758	Prateek Netconnect Pvt. Ltd	0	150	150
759	Sreedevi Communications Private Limited	0	150	150
760	Shreepad Communication Pvt. Ltd.	0	149	149
761	Netstra Comunciations Pvt.. Ltd.	0	147	147
762	Patil ISP Services (OPC) Pvt. Ltd.	70	76	146
763	VISHWAKARMA BROADBAND PRIVATE LIMITED	0	143	143
764	Ezeenet Internet Solutions Pvt. Ltd.	0	142	142
765	Promptnet Broadband Pvt. Ltd.	0	141	141
766	GauravCommunication Pvt. Ltd	0	140	140
767	Rita Infocom Pvt. Ltd.	0	140	140
768	Teleglobal Communiocations pvt Ltd	139	0	139
769	Achiever Communication and Services Pvt. Ltd.	0	137	137
770	Antariksh Broadband & Wireless Solution Pvt. Ltd.	0	137	137
771	Vision Hi-Speed Technology Pvt. Ltd.	0	137	137
772	OS IT SERVICES PRIVATE LIMITED	0	136	136
773	Pyramid Infocom Pvt. Ltd.	136	0	136
774	Airfiber IT Solutions Pvt. Ltd.	0	135	135
775	CLOUDINSTA24 SERVICES PRIVATE LIMITED	0	135	135
776	Mediatech Communication Pvt. Ltd.	0	135	135
777	Mahadev Telventures Pvt Ltd	0	134	134
778	Joshi Internet Services Pvt. Ltd.	0	132	132
779	Jasnet Networks Pvt. Ltd.	28	103	131
780	Galvin Broadband (OPC) Pvt. Ltd.	0	130	130
781	Netwire Internet Solutions Pvt. Ltd.	0	130	130
782	SAIDEEP BROADBAND PRIVATE LIMITED	0	130	130
783	Shree Siddhivinayak Cable And Internet Service Provider Private Limited.	0	129	129
784	Wingsnet Internet Pvt.Ltd	0	129	129
785	Excogitate Technologies Pvt. Ltd.	0	126	126
786	INYCB Network Pvt. Ltd.	0	126	126
787	MLC INTERNET PVT LTD	0	126	126
788	Sator Square Ventures Private Limited	0	126	126

S. No.	Name of Service Provider	Narrowband	Broadband	Total
789	Linkup Networks Pvt. Ltd.	0	125	125
790	A-Net Communication India Pvt.Ltd.	0	123	123
791	NT CYBRONET PRIVATE LIMITED	0	123	123
792	Fabnet Services Private Limited	0	120	120
793	KB Digital Network Pvt.Ltd.	0	120	120
794	SHEEN TELECOM CONSULTANTS PVT LTD	0	120	120
795	Hari Om Netsol Pvt. Ltd.	0	118	118
796	LEVOTEL BIGNET SOLUTIONS PRIVATE LIMITED	0	118	118
797	V NET NETWORKS PVT. LTD	0	118	118
798	ASVISH TECHNOLOGY PARTNER (OPC) PVT LTD	0	116	116
799	Sharktel Infocom Pvt. Ltd.	0	116	116
800	GOMTESH INFOTECH PVT. LTD.	0	113	113
801	Pronoc Technologies Pvt. Ltd.	0	113	113
802	Blenda Internet ServicesIndia Pvt. Ltd.	0	112	112
803	MICRONOVA TELE SYSTEMS PRIVATE LTD.	0	111	111
804	Telstra Telecommunications Private Limited	0	111	111
805	Japra Tele Link Pvt. Ltd.	0	110	110
806	NR IT Service Pvt. Ltd.	0	109	109
807	Durga Broadband Pvt. Ltd.	0	108	108
808	SHIVKRANTI INTERNET SERVICES PVT. LTD.	0	107	107
809	Jetato Skynet Services Pvt. Ltd.	0	105	105
810	Skynet Broadband Pvt. Ltd.	0	105	105
811	Thangam Communications Pvt.Ltd.	0	104	104
812	Netlife Network Pvt. Ltd..	0	103	103
813	Rohela Broadband Network Pvt. Ltd.	0	103	103
814	Khetan Cable Network (P) Ltd	0	102	102
815	ROYAL WIRELESS SERVICES PVT LTD	0	102	102
816	Invensys Networks Pvt.Ltd.	0	101	101
817	NSD Internet Private Limited	0	101	101
818	ITech Hive Pvt. Ltd	0	100	100
819	swami Samarth Broadband Service Pvt Ltd	0	100	100
820	AXOMNET BROADBAND Pvt. LTD.	0	99	99
821	FLIX BROADBAND SERVICES PRIVATE LIMITED	0	99	99
822	Broad Net India Pvt. Ltd.	0	97	97
823	SADBUDHHI SOLUTIONS PVT LTD	0	97	97
824	Denet Connect Services Pvt Ltd	0	96	96
825	Tamana Winet Pvt. Ltd.	0	95	95
826	Datawings Teleinfra Private Limited	0	94	94

S. No.	Name of Service Provider	Narrowband	Broadband	Total
827	Magica Networking Solutions Pvt. Ltd.	0	94	94
828	E I DOT Com Pvt. Ltd.	0	93	93
829	Satpar Infotech Pvt Ltd	0	93	93
830	TENTEQ BROADBAND PVT. LTD.	0	93	93
831	JAGUAR BYTE TECHNOLOGY PRIVATE LIMITED	0	92	92
832	PAWAN BROADBAND INDIA PVT LTD	0	91	91
833	Orange Business Services India Network Pvt. Ltd.	0	91	91
834	S A Internet Solution Pvt Ltd	0	90	90
835	INFINITY WIRELESS SERVICES PVT. LTD.	0	89	89
836	Suryasspeed Network Pvt Ltd	0	89	89
837	V NETCARE PRIVATE LIMITED	0	89	89
838	Gaxiom Networking Solutions Private Limited	0	88	88
839	Inic Communications Private Limited	0	88	88
840	NIVID TELECOM INDIA PRIVATE LIMITED	0	88	88
841	ASHOKA NETSOL PVT LTD	0	84	84
842	GIGHZ IT SOLUTIONS PRIVATE LIMITED	0	84	84
843	Aircables Internet Services Pvt. Ltd.	0	83	83
844	Bilal Internet Services Private Limited	0	81	81
845	NENCY CABLE PVT LTD	0	81	81
846	ANODIC TELENETWORK PVT LTD	0	80	80
847	Elyzium Globenet Pvt. Ltd.	0	80	80
848	NAS Broadband Pvt. Ltd	0	79	79
849	IT Spectrum Media Pvt Ltd	0	77	77
850	SPEEDNET INFORMEDIA PVT LTD	0	77	77
851	Ajay Cable & Broadband Service OPC Pvt. Ltd	0	75	75
852	Creative BroadbandServices Pvt. Ltd	0	75	75
853	GAYATRI TELECOM PVT LTD	0	75	75
854	Sanavi Infotech (OPC) Pvt. Ltd.	0	75	75
855	Kelnet Communication Services Pvt. Ltd	0	74	74
856	Shri Vinayagaa Internet Pvt Ltd	0	74	74
857	SMPL Networks Pvt. Ltd.	0	74	74
858	G-Max IT Services Pvt. Ltd.	0	73	73
859	Veer Point Pvt. Ltd.	0	73	73
860	NR Data Service Pvt Ltd.	0	72	72
861	Omkar Net Services Pvt. Ltd.	0	72	72
862	SHERAWAT INFOTECH PRIVATE LIMITED	0	72	72
863	MARUTI INTERACTIVE NETWORK PRIVATE LIMITED	0	71	71
864	Winnet Broadband Pvt. Ltd.	0	71	71

S. No.	Name of Service Provider	Narrowband	Broadband	Total
865	SPEEDNET OPTICAL NETWORK Pvt Ltd.	0	70	70
866	MABA SAFENET BROADBAND SERVICES PVT LTD	0	70	70
867	Jai Mata Di Telectronix Pvt. Ltd.	0	69	69
868	PATHCOM COMMUNICATIONS PRIVATE LIMITED	0	69	69
869	Sankrish Infocom Private Limited	0	68	68
870	Amity Hua Electronics Pvt. Ltd.	0	67	67
871	Aspire Broadband Pvt. Ltd.	0	66	66
872	R3ESOLUTION Pvt Ltd.	0	66	66
873	SHILOM NETWORK SERVICES PRIVATE LIMITED	0	66	66
874	DNet E Solutions Pvt. Ltd.	0	65	65
875	Ekdant Communication Pvt. Ltd.	0	65	65
876	SPACELINK INTERNET (OPC) PRIVATE LIMITED	0	65	65
877	JETONE FIBER PRIVATE LIMITED	0	64	64
878	Mark Networks SolutionsIndia Pvt. Ltd.	0	64	64
879	WINUX COMMUNICATIONS PVT LTD	0	64	64
880	KISHAN WEALTH MANAGEMENT PRIVATE LIMITED	0	62	62
881	U-FIBER BROADBAND PRIVATE LIMITED	0	61	61
882	Broadstar Net India Pvt. Ltd.	0	60	60
883	Kim Broadband Services Pvt. Ltd.	0	60	60
884	MaxwebMaltimedia Private Limited	0	60	60
885	Pier Communication Pvt. Ltd	0	60	60
886	Fastx Broadband Pvt. Ltd.	0	59	59
887	FIBERMAX PRIVATE LIMITED	0	59	59
888	GURU NETCOM PVT. LTD.	0	59	59
889	Samruddhi Communication Pvt. Ltd.	0	59	59
890	SGCI Pvt. Ltd.	0	58	58
891	KORD BROADBAND SERVICES PRIVATE LIMITED	0	57	57
892	ADS Royalnet Communication Private Limited	0	56	56
893	Infiber Broadnet Pvt. Ltd.	0	56	56
894	Malachandra Broadband Services Private Limited	0	56	56
895	Speedobits Internet Private Limited	0	56	56
896	ST BROADBAND CABLE SERVICE PRIVATE LIMITED	0	56	56
897	VR INTERNET PRIVATE LIMITED	0	55	55
898	Trivoz Digital Networks Pvt. Ltd.	0	55	55

S. No.	Name of Service Provider	Narrowband	Broadband	Total
899	Aamak Network Pvt. Ltd.	0	54	54
900	Bloglytics Internet Pvt.Ltd	0	54	54
901	FutureNet Telecom Private Limited	54	0	54
902	Jet Netcom Broadband Pvt. Ltd.	0	54	54
903	BEURACK VELOCITY INFOCOM PVT LTD	0	53	53
904	VIVA Communications Pvt Ltd	0	53	53
905	Hansin IT Services Private Limited	0	52	52
906	VIDARBHA WI-FI AND NETWORK SERVICES PVT LTD.	0	52	52
907	Gigalo Communication Pvt Ltd	8	43	51
908	Tiruppur Broadwave Pvt. Ltd.	0	51	51
909	BRIZZ BROADBAND PRIVATE LIMITED	0	50	50
910	Playernet Technologies Private Limited	0	50	50
911	S.G.I.C SERVICES PRIVATE LIMITED	0	50	50
912	Highnet Broadband & Technologies Pvt. Ltd.	0	49	49
913	SAMAIRA INFOTECH PVT. LTD.	0	49	49
914	ACHARE BROADBAND (OPC) PRIVATE LIMITED	0	48	48
915	Nextra Teleservices Pvt. Ltd.	0	48	48
916	A M Broadband Pvt.Ltd	0	47	47
917	Fibernet Solutions (OPC) Pvt. Ltd.	0	47	47
918	Gponospace Internet India Pvt. Ltd.	0	47	47
919	ZITA TELECOM PRIVATE LIMITED	0	47	47
920	Quantasoul Aiologix Pvt. Ltd.	0	46	46
921	HAPPY BYTES BROADBAND (OPC) PRIVATE LIMITED	0	45	45
922	Froze Communications Pvt. Ltd.	0	41	41
923	IndrayaniCommunication Pvt. Ltd	0	41	41
924	Nuozen Telecom Pvt. Ltd.	0	41	41
925	Ziptel IT Solutions Pvt. Ltd.	26	15	41
926	Jmohit Cable Vision Pvt. Ltd.	0	40	40
927	Edge Telecommunications Pvt. Ltd.	36	0	36
928	R.P. World Telecom Pvt. Ltd.	0	36	36
929	FASTHOOK NETWORKS PVT LTD	0	35	35
930	STABLE NETWORK PVT LTD	0	35	35
931	Tarantula WebNetworks Pvt. Ltd.	0	34	34
932	AL HUTAIB NETSOL PRIVATE LIMITED	0	32	32
933	CABLECOM NETWORK PRIVATE LIMITED	0	32	32
934	Doonbroadband Pvt. Ltd.	0	32	32
935	BRIGHTNET INTERNET SOLUTIONS (OPC) PRIVATE LIMITED	0	31	31

S. No.	Name of Service Provider	Narrowband	Broadband	Total
936	Bajpai Telecom Pvt. Ltd.	0	30	30
937	Cfiber Communications Pvt. Ltd	0	30	30
938	Streamax Broadband Services Pvt. Ltd	0	29	29
939	Skynet Zone Wifi Services (P) Ltd.	0	28	28
940	Aerocast Networks Pvt Ltd.	0	27	27
941	INTRO TELECOM Pvt Ltd.	0	27	27
942	SAMVAD TELECOM	20	7	27
943	WE INTERNET LIMITED	0	27	27
944	DENSIS ONLINE PVT LTD	0	26	26
945	Praveen Telecom Pvt. Ltd.	0	26	26
946	Spacetrade Internet Pvt Ltd	0	26	26
947	DRONAGIRI INFOTECH PVT LTD	0	25	25
948	Sudhana Telecommunication Pvt Ltd.	0	25	25
949	TREELINK NETWORK PVT LTD	0	25	25
950	VIDHI NETSOL PRIVATE LIMITED	0	25	25
951	AVD INFOCOM PRIVATE LIMITED	0	24	24
952	Mesh Infranet Pvt. Ltd.	0	24	24
953	TLN COMMUNICATION PRIVATE LIMITED	0	24	24
954	FURIOUSPEED PRIVATE LIMITED	0	23	23
955	Pacific Internet India Pvt. Ltd.	0	23	23
956	Saagars Channel Pvt. Ltd.	0	23	23
957	LIVE FIBERNET SERVICE PRIVATE LIMITED	0	22	22
958	nwt internet services private limited	0	22	22
959	Smartware Technologies Pvt. Ltd.	0	22	22
960	Pintwire Infomatics Pvt. Ltd.	0	21	21
961	SmchondheCommunication Pvt. Ltd	0	21	21
962	FUTURE INTERNET PRIVATE LIMITED	0	20	20
963	Heramb T-10 Network Pvt. Ltd..	0	20	20
964	RAMYAA INTERNET SERVICES PRIVATE LIMITED	0	20	20
965	Stromnet Broadband ServicesPrivate Limited	0	20	20
966	Ultrawave Internet Access Pvt. Ltd.	4	16	20
967	DYSINT NETWORKS PRIVATE LIMITED	0	19	19
968	TELESECURE COMMUNICATIONS PRIVATE LIMITED	0	19	19
969	Sun Broadband and Data Services PVT. LTD.	0	18	18
970	ERNET India	0	17	17
971	Unified Voice Communication Pvt. Ltd.	0	17	17
972	Hienet Internet Services Pvt. Ltd.	0	16	16
973	RAJNET CARE PRIVATE LIMITED	0	16	16

S. No.	Name of Service Provider	Narrowband	Broadband	Total
974	GJ2 INTERNET PRIVATE LIMITED	0	15	15
975	Microtel Internet Network Pvt. Ltd.	0	15	15
976	Skytrack Broadband Pvt. Ltd	0	15	15
977	Haze Internet Services Private Limited	0	14	14
978	HELLO NETWORK SERVICE Pvt Ltd.	0	14	14
979	Marutham Networks Pvt. Ltd.	0	14	14
980	SAI LEELA'S INTERNET SERVICE PVT. LTD.	0	14	14
981	SPEEDPULSE DIGITAL NETWORK PRIVATE LIMITED	0	14	14
982	ANGROW NETCOMM PRIVATE LIMITED	0	13	13
983	Orbitedge Broadband Private Limited	0	12	12
984	GIGANETWORK INFO PRIVATE LIMITED	0	11	11
985	10G TELECOM PVT LTD	0	10	10
986	Hybrid Hash Pvt. Ltd.	0	10	10
987	Mastek Infosystems OPC Pvt. Ltd.	0	10	10
988	Upnet Communications Pvt. Ltd.	0	10	10
989	VISHVA INFRATEL PRIVATE LIMITED	0	10	10
990	Ceralink Communication Pvt Ltd	9	0	9
991	CL INTERNET SERVICE PRIVATE LIMITED	0	9	9
992	Fibmesh IN Limited	0	9	9
993	Mpr Infonet Systems Private Limited	0	9	9
994	Nelco Ltd.	6	3	9
995	WORLD PHONE INTERNET SERVICES PVT LTD	0	9	9
996	Tatanet Services Ltd	0	8	8
997	Uttradoon Networks Pvt. Ltd.	0	8	8
998	A TO Z INFOLINK PVT. LTD.	0	7	7
999	CIFY IT Services Pvt. Ltd.	0	7	7
1000	DAVA TELECOM PRIVATE LIMITED	0	7	7
1001	Riyaz Internet Services Pvt. Ltd.	0	7	7
1002	Clear Beam Communication Pvt. Ltd.	0	6	6
1003	Kartik Network Pvt. Ltd.	0	6	6
1004	Aristo Telenet Pvt Ltd	0	5	5
1005	Blueline ISP Pvt. Ltd	0	5	5
1006	BRAVISHMAH INFOTECH PRIVATE LIMITED	0	5	5
1007	OM INTERNET BROADBAND SERVICE Pvt. LTD	0	5	5
1008	ZAPTIC PRIVATE LIMITED	0	5	5
1009	AMBITION NETWORK SOLUTIONS INDIA PRIVATE LIMITED	0	4	4

S. No.	Name of Service Provider	Narrowband	Broadband	Total
1010	CLOUD8IN TECHNOLOGIES PRIVATE LIMITED	0	4	4
1011	Critel Technologies Pvt. Ltd.	0	4	4
1012	ESP Fibernet Pvt. Ltd.	0	4	4
1013	METICULOUS NETWORKS PRIVATE LIMITED	0	4	4
1014	UBERCORE DATA LABS PVT LTD	0	4	4
1015	AGILE NETLINK PRIVATE LIMITED	0	3	3
1016	Cloudcast Digital Ltd.	0	3	3
1017	ESTO MEDIA PRIVATE LIMITED	0	3	3
1018	GBLINK NETWORKSOLUTIONS PRIVATE LIMITED	0	3	3
1019	GEGA BROADBAND SOLUTION PRIVATE LIMITED	0	2	2
1020	GOLCON TECHNOLOGIES PRIVATE LIMITED	0	2	2
1021	Isyan Communication Pvt. Ltd	0	2	2
1022	My Digital NetworkLtd.	0	2	2
1023	Sabse Internet Service Provider Pvt. Ltd.	0	2	2
1024	Sai Technix Pvt Ltd	0	2	2
1025	Winet Infratel Pvt. Ltd.	0	2	2
1026	FLYFAST CONNECTIONS Pvt. LTD	0	1	1
1027	MINDAGE BROADCASTING Pvt. LTD	0	1	1
1028	Red Fiber Telecom Pvt Ltd	0	1	1
1029	Sahiba Silk Mills Pvt. Ltd.	0	1	1
1030	SHYAM DATA & VOICE SERVICES PVT LTD	0	1	1
1031	TEJNET BROADBAND Pvt Ltd.	0	1	1
	Total	34685601	846569152	881254753
	Total (in million)	34.686	846.569	881.255

Note: The information is compiled based on the reports being received from the Internet Service Providers.

**Annexure 1.6: Telecom Service Area-wise Public Wi-Fi Hotspots,
as on 31st March, 2023**

S.No.	LSA	Sum of Number of Public Wi-Fi Hotspots	Sum of Number of Access Points	Sum of Number of unique Wi-Fi Users	Sum of Aggregate Data Consumed (GB)
1	Andhra Pradesh	10115	21822	2384217	403910
2	Assam	786	1718	476870	75761
3	Bihar	34017	38748	4017958	595469
4	Delhi	716	11549	841880	59447
5	Gujarat	7276	16052	1558910	1444789
6	Haryana	6595	9935	697540	50822
7	Himachal Pradesh	1119	2272	26339	15258
8	Jammu & Kashmir	1517	3229	174334	22952
9	Karnataka	8575	26756	1006470	178110
10	Kerala	3962	8220	1480557	235528
11	Kolkata	494	7603	1997951	84040
12	Madhya Pradesh	19345	37444	2396628	247487
13	Maharashtra	16852	25824	4002103	240898
14	Mumbai	944	14067	9168680	262989
15	North East	1464	2945	73153	69740
16	Odisha	3611	5721	668942	107732
17	Punjab	9712	12496	593676	83618
18	Rajasthan	3004	8223	1546680	152109
19	Tamil Nadu (including Chennai Service Area)	2208	7576	1245075	160000
20	Uttar Pradesh East	19522	77681	2513316	259214
21	Uttar Pradesh West	10818	41856	1358205	172388
22	West Bengal	3368	5160	2654339	420534
	Total	166020	386897	40883822	5342792

* The information is compiled based on the reports being received from the Internet Service Providers

Annexure 1.7**List of Service Providers which reported IP Telephony Minutes
as on 31.03.2023**

S. No.	Name of Service Providers which reported IP Telephony Minutes
1	Alliance Broadband Services Pvt. Ltd.
2	Novanet Ltd.
3	Viva Communications Pvt. Ltd.
4	Weco Infotech Pvt. Ltd.
5	Shyam Spectra Private Limited.
6	delDSL Internet Pvt Ltd
7	Pulse Telesystems Pvt. Ltd.
8	Sify Technologies Ltd.
9	Tata Communications Limited
10	Trikon Electronics Pvt. Ltd.
11	World Phone Internet Services Pvt. Ltd.
12	Skyfall Voice Communications Pvt. Ltd.
13	Warmconnect Internet Services Pvt. Ltd.

Annexure 1.8: Service Area wise PMRTS subscriber Base

Annexure 1.7: Service Area wise PMRTS subscriber Base					
S.No.	DOT Licensed Service	Area Served	Service Provider	Subscriber Base	
				31.03.2022	31.03.2023
1	Andhra Pradesh	Hyderabad	Arya Omnitalk Radio Trunking Services Pvt.Ltd.	3,036	2,986
			QuickCall	1,048	1,025
		Visakhapatnam	Arya Omnitalk Radio Trunking Services Pvt.Ltd.	4,006	4,030
		Total	8,090	8,041	
2	Delhi	Delhi	Arya Omnitalk Radio Trunking Services Pvt.Ltd.	7,690	7,585
			Procall Ltd.	3,087	3,756
		Total	10,777	11,341	
3	Gujarat	Ahmedabad	Arya Omnitalk Radio Trunking Services Pvt.Ltd.	1,001	1,121
		Amrela	Inative Networks Pvt. Ltd.	-	-
		Bharuch	Arya Omnitalk Radio Trunking Services Pvt.Ltd.	1,501	1,456
			Inative Networks Pvt. Ltd.	-	-
		Dahej	Arya Omnitalk Radio Trunking Services Pvt.Ltd.	1,471	1,460
		Jamnagar	Inative Networks Pvt. Ltd.	360	360
			Inative Networks Pvt. Ltd.	205	205
		Surat	Arya Omnitalk Radio Trunking Services Pvt.Ltd.	1,749	1,898
			Inative Networks Pvt. Ltd.	895	895
		Vadodara	Arya Omnitalk Radio Trunking Services Pvt.Ltd.	1,942	1,775
Inative Networks Pvt. Ltd.	360		360		
Total	9,484	9,530			
4	Karnataka	Bangalore	Arya Omnitalk Radio Trunking Services Pvt.Ltd.	7,360	7,648
			QuickCall	480	480
		Total	7,840	8,128	
5	Kerala	Ernakulam	Arya Omnitalk Radio Trunking Services Pvt.Ltd.	1,020	1,159
		Kerala	Wiwanet Solutions Pvt. Ltd	1,041	1,053
		Total	2,061	2,212	
6	Kolkata	Kolkata	Arya Omnitalk Radio Trunking Services Pvt.Ltd.	1,782	1,565
7	Madhya Pradesh	Indore	Arya Omnitalk Radio Trunking Services Pvt.Ltd.	1,723	1,912
8	Maharashtra	Khandala	Arya Omnitalk Radio Trunking Services Pvt.Ltd.	-	493
		Pune	Arya Omnitalk Radio Trunking Services Pvt.Ltd.	2,143	1,623
			Smartalk Pvt Ltd.	720	678
		Total	2,863	2,794	
9	Mumbai	Mumbai	Airtalk Solutions & Services Pvt. Ltd.	525	785
			Arya Omnitalk Radio Trunking Services Pvt.Ltd.	9,658	10,039
			Bhilwara Telenet Services Pvt.Ltd.	926	883
			Smartalk Pvt Ltd.	979	1,013
			Total	12,088	12,720
10	Rajasthan	Jaipur	Arya Omnitalk Radio Trunking Services Pvt.Ltd.	880	841
			Procall Ltd.	423	490
		Total	1,303	1,331	
11	Tamil Nadu	Chennai	Arya Omnitalk Radio Trunking Services Pvt.Ltd.	7,876	7,915
			QuickCall	505	331
		Total	8,381	8,246	
Grand Total				66,392	67,820

Annexure 5.1

**List of pay channels, as on 31.03.2023
offered by broadcasters to subscribers as reported to TRAI
(Tariff Order dated 03.03.2017, as amended on 22.11.2022)**

S. No	Name of the broadcaster	S.No	Name of the channel	Declared as SD or HD
1	AETN 18 Media Pvt Limited	1	The History Channel	SD
		2	Histry TV 18 HD	HD
2	Asianet Star Communications Private Limited	3	Vijay TV	SD
		4	Vijay Super	SD
		5	Vijay HD	HD
		6	Vijay Takkar (Vijay Music)	SD
		7	Asianet	SD
		8	Asianet Plus	SD
		9	Asianet Movies	SD
		10	Suvarna Plus	SD
		11	Star Suvarna HD	HD
		12	Asianet HD	HD
		13	Star Suvarna	SD
		14	Vijay Super HD	HD
		15	Asianet Movies HD	HD
3	Bangla Entertainment Private Limited	16	SONY AATH	SD
		17	SONY Marathi	SD
4	BBC Global News India Private Limited	18	BBC World News	SD
		19	Cbeebies	SD
5	Bennett, Coleman & Company Limited	20	Zoom	SD
		21	Romedy Now	SD
		22	MN + (HD)	HD
		23	Mirror Now	SD
		24	ET NOW	SD
		25	Times Now	SD
		26	Times Now Navbharat HD	HD
27	Movies Now HD	HD		

S. No	Name of the broadcaster	S.No	Name of the channel	Declared as SD or HD
		28	MNX HD	HD
		29	ET Now Swedesh	SD
		30	MNX	SD
		31	Times Now World (HD)	HD
6	Celebrities Management Pvt Limited	32	Travel XP HD	HD
		33	Travel XP Tamil	SD
		34	Foodxp	SD
7	CSL Info Media Private Limited	35	JAN TV PLUS	SD
8	Direct New Private Limited	36	News X	SD
9	Discovery Communications India	37	Animal Planet	SD
		38	Discovery Channel	SD
		39	DTAMIL	SD
		40	Discovery Kids Channel	SD
		41	Discovery Science	SD
		42	Discovery Turbo	SD
		43	Investigation Discovery	SD
		44	Discovery HD	HD
		45	Animal Planet HD	HD
		46	TLC HD	HD
		47	Investigation Discovery HD	HD
		48	TLC	SD
		49	EUROSPORT HD	HD
		50	EUROSPORT	SD
10	Disney Broadcasting (India) Limited	51	Disney Junior	SD
		52	Super Hangama (Marvel HQ)	SD
		53	Disney International HD	HD
		54	Hungama TV	SD
		55	The Disney Channel	SD
		56	UTV Bindass	SD
		57	The Disney Channel HD	HD

S. No	Name of the broadcaster	S.No	Name of the channel	Declared as SD or HD
11	Eenadu Televisoin Private Limited	58	ETV Telegu	SD
		59	ETV Andhra Pradesh	SD
		60	ETV - Telangana	SD
		61	ETV Cinema	SD
		62	ETV Life	SD
		63	ETV Plus	SD
		64	ETV Abhiruchi	SD
		65	ETV HD	HD
		66	ETV Plus HD	HD
		67	ETV Cinema HD	HD
		68	ETV Balbharat Telugu	SD
		69	ETV Balbharat Hindi	SD
		70	ETV Balbharat kannada	SD
		71	ETV Balbharat Malayalam	SD
		72	ETV Balbharat Tamil	SD
73	ETV Balbharat English	SD		
74	ETV Balbharat HD	HD		
75	ETV Balbharat SD	SD		
12	IN 10 Media Private Limited	76	EPIC TV	SD
		77	Filamchi	SD
		78	Gubbare	SD
		79	Showbox	SD
		80	Ishara TV	SD
13	Information TV Private Limited	81	India News	SD
14	Fame Media Private Limited	82	4tv News	SD
15	Greycells18 Media Limited	83	Topper TV	SD
16	IBN Lokmat News Private Ltd	84	News 18 Lokmat	SD
17	Living Entertainment Enterprises Private Ltd	85	ZEE ZEST HD	HD
		86	LF HD	HD

S. No	Name of the broadcaster	S.No	Name of the channel	Declared as SD or HD
18	Lifestyle and Media Broadcasting Limited	87	Good Times	SD
19	Lex Sportel Vision Private Limited	88	1SPORTS	SD
20	Mavis Satcom Limited	89	J Movies	SD
		90	Jaya Max	SD
		91	Jaya Plus	SD
		92	Jaya TV HD	HD
21	MSM World Wide Factual Media Private Limited	93	SONY BBC EARTH	SD
		94	SONY BBC EARTH HD	HD
22	Media World Wide Limited	95	Travel XP	SD
23	New Delhi Television Limited	96	NDTV 24*7	SD
		97	NDTV India	SD
		98	NDTV Profit	SD
24	NGC Network (India) Pvt Limited	99	Fox Life	SD
		100	National Geographic Channel (NGC)	SD
		101	Fox Life HD	HD
		102	Nat Geo Wild	SD
		103	National Geographic HD	HD
		104	Nat Geo Wild HD	HD
25	Tarang Broadcasting Company Limited	105	Prarthana	SD
		106	Tarang	SD
		107	Tarang Music	SD
		108	Alankar	SD
26	Odisha Television Limited	109	Tarang HD	HD
27	Raj Television Network Limited	110	Raj Digital Plus	SD
		111	Raj Musix	SD
		112	Raj News	SD
		113	Raj TV	SD
28		114	Mega 24	SD
		115	Mega Musiq	SD

S. No	Name of the broadcaster	S.No	Name of the channel	Declared as SD or HD
	Silverstar Communications Limited	116	Mega TV	SD
29	Culver Max Entertainment Private Limited	117	Sony YAY!	SD
		118	SONY MAX	SD
		119	SONY SAB	SD
		120	SONY ENTERTAINMENT CHANNEL (SET)	SD
		121	SONY PIX	SD
		122	SONY MAX 2	SD
		123	SONY PAL	SD
		124	SONY ENTERTAINMENT CHANNEL HD	HD
		125	PIX HD	HD
		126	MAX HD	HD
		127	SONY Sports Ten 2 HD	HD
		128	SONY Sports Ten 3 HD	HD
		129	SONY Sports Ten 2	SD
		130	SONY Sports Ten 1	SD
		131	SONY Sports Ten 3	SD
		132	SONY Sports Ten 1 HD	HD
		133	SONY Wah	SD
		134	SAB HD	HD
		135	SONY Sports Ten 4	SD
136	SONY Sports Ten 4 HD	HD		
137	SONY Sports Ten 5	SD		
138	SONY Sports Ten 5 HD	HD		
30	Star India Private Limited	139	Star Sports 3	SD
		140	Star Sports 1 Tamil	SD
		141	Star Sports Select 2	SD
		142	Star Bharat	SD
		143	Star Gold 2 (Movies OK)	SD
		144	Star Sports 1 Hindi	SD

S. No	Name of the broadcaster	S.No	Name of the channel	Declared as SD or HD
		145	Star Gold	SD
		146	Star Jalsha	SD
		147	Star Movies	SD
		148	Star Gold Select	SD
		149	Star Plus	SD
		150	Star Pravah	SD
		151	Star Sports 1	SD
		152	Star Sports 2	SD
		153	Jalsha Movies	SD
		154	Star Sports HD 2	HD
		155	Star Sports HD 1	HD
		156	Star Bharat HD	HD
		157	Star Gold HD	HD
		158	Star Movies HD	HD
		159	Star Plus HD	HD
		160	Star Sports 1 HD Hindi	HD
		161	Star Sports Select 1	SD
		162	Star Movies Select HD	HD
		163	Star Sports First	SD
		164	MAA Gold	SD
		165	MAA Movies	SD
		166	MAA Music	SD
		167	MAA TV	SD
		168	Star Pravah HD	HD
		169	Star Jalsha HD	HD
		170	Jalsha Movies HD	HD
		171	Star Sports Select HD 1	HD
		172	Star Sports Select HD 2	HD
		173	MAA HD	HD
		174	Star Gold Select HD	HD
		175	MAA Movies HD	HD

S. No	Name of the broadcaster	S.No	Name of the channel	Declared as SD or HD
		176	Star Sport 1 Telugu	SD
		177	Star Sport 1 Kannada	SD
		178	Star Utsav	SD
		179	Star Utsav Movies	SD
		180	Star Gold Romance	SD
		181	Star Gold Thrills	SD
		182	Pravah Pictures	SD
		183	Star Kiran	SD
		184	Star Movies Select	SD
		185	Star Gold 2 HD	HD
		186	Star Sports 1Tamil HD	HD
		187	Star Sports 1Telugu HD	HD
		188	Star Kiran HD	HD
		189	Pravah Pictures HD	HD
31	SUN TV Network Limited	190	Adithya TV	SD
		191	Chintu TV	SD
		192	Chutti TV	SD
		193	Gemini Comedy	SD
		194	Gemini Life	SD
		195	Gemini Movies	SD
		196	Gemini Music	SD
		197	Gemini TV	SD
		198	KTV	SD
		199	Surya Movies	SD
		200	Kushi TV	SD
		201	SUN Life	SD
		202	Sun Music	SD
		203	Sun News	SD
		204	Surya Music	SD
		205	SUN TV	SD
		206	Surya Comedy	SD

S. No	Name of the broadcaster	S.No	Name of the channel	Declared as SD or HD
		207	Surya TV	SD
		208	Udaya Comedy	SD
		209	Udaya Movies	SD
		210	Udaya Music	SD
		211	Udaya TV	SD
		212	Kochu TV	SD
		213	Sun TV HD	HD
		214	KTV HD	HD
		215	Sun Music HD	HD
		216	Gemini TV HD	HD
		217	Gemini Music HD	HD
		218	Gemini Movies HD	HD
		219	Surya TV HD	HD
		220	Udaya TV HD	HD
32	Suryansh Broadcasting Private Limited	221	Flowers	SD
33	Warner Media India Private Limited	222	Cartoon Network	SD
		223	CNN International	SD
		224	POGO	SD
		225	Cartoon Network HD+	HD
34	TV 18 Broadcast Limited	226	CNN News 18	SD
		227	CNBC Bazaar	SD
		228	CNBC TV 18 Prime HD	HD
		229	CNBC Awaaz	SD
		230	News 18 Tamil Nadu	SD
		231	News 18 Kerala	SD
		232	News 18 Assam / North East	SD
		233	News 18 India	SD
		234	CNBC TV 18	SD
		235	News 18 Bihar Jharkhand	SD
		236	News 18 Madhya Pradesh / Chattisgarh	SD

S. No	Name of the broadcaster	S.No	Name of the channel	Declared as SD or HD
		237	News 18 Rajasthan	SD
		238	News 18 Uttar Pradesh/ Uttaranchal	SD
		239	News 18 Jammu/Kashmir/Ladakh/Him achal	SD
		240	News 18 Kannada	SD
		241	News 18 Bangla	SD
		242	News 18 Punjab / Haryana	SD
		243	News 18 Gujarati	SD
		244	News 18 Odia	SD
35	TV Today Network Limited	245	Aaj Tak	SD
		246	India Today	SD
		247	AAJ Tak HD	HD
		248	Good News Today	SD
36	Viacom 18 Media Private Limited	249	Colors	SD
		250	Comedy Central (HD)	HD
		251	MTV	SD
		252	NICK	SD
		253	NICK JR	SD
		254	SONIC	SD
		255	VH 1 (HD Distribution)	HD
		256	Colors Infinity HD	HD
		257	Colors Infinity	SD
		258	Colors HD	HD
		259	NICKS HD+	HD
		260	Colors Cineplex	SD
		261	MTV Beats	SD
		262	Colors Kannada HD	HD
		263	Colors Marathi HD	HD
		264	Colors Bangla HD	HD
		265	Colors Super	SD
		266	Colors Cineplex Bollywood	SD

S. No	Name of the broadcaster	S.No	Name of the channel	Declared as SD or HD
		267	Sports18 1	SD
		268	Sports 18 1 HD	HD
		269	Colors Bangla	SD
		270	Colors Gujarati	SD
		271	Colors Kannada	SD
		272	Colors Marathi	SD
		273	Colors Odia	SD
		274	MTV Beats HD	HD
		275	Colors Tamil	SD
		276	Colors Cineplex HD	HD
		277	VH 1	SD
		278	Colors Tamil HD	HD
		279	MTV HD	HD
		280	Colors Rishtey	SD
		281	Colors Kannada Cinema	SD
		282	Colors Gujarati Cinema	SD
		283	Comedy Central	SD
		284	Colors Bangla Cinema	SD
		285	Colors Cineplex Superhit	SD
37	Zee Akaash News Private Limited	286	Zee 24 Ghanta	SD
38	Zee Entertainment Enterprises Limited	287	Zee Bollywood	SD
		288	Zee Action	SD
		289	Zee Bangla Cinema	SD
		290	Zee Café HD	HD
		291	Zee Café	SD
		292	Zee Cinema	SD
		293	Zee Talkies	SD
		294	Zee TV	SD
		295	Zing	SD
		296	& Picture	SD
		297	Zee Bangla	SD

S. No	Name of the broadcaster	S.No	Name of the channel	Declared as SD or HD
		298	Zee Marathi	SD
		299	Zee Zest	SD
		300	Zee TV HD	HD
		301	Zee Cinema HD	HD
		302	& TV	SD
		303	& TV HD	HD
		304	Zee Kannada	SD
		305	Zee Telugu	SD
		306	& Pictures HD	HD
		307	Zee Cinemalu	SD
		308	Zee Yuva	SD
		309	Zee Marathi HD	HD
		310	& Prive HD	HD
		311	Zee Bangla HD	HD
		312	Zee Tamil HD	HD
		313	Zee Cinemalu HD	HD
		314	Zee Telugu HD	HD
		315	Zee Tamil	SD
		316	Zee Kannada HD	HD
		317	Zee Anmol Cinema	SD
		318	& Flix HD	HD
		319	& Flix	SD
		320	Zee Keralam HD	HD
		321	Zee Keralam	SD
		322	Zee Anmol	SD
		323	Big Magic	SD
		324	Zee Ganga	SD
		325	Zee Classic	SD
		326	&Xplore HD	HD
		327	ZEE Sarthak	SD
		328	Zee Talkies HD	HD

S. No	Name of the broadcaster	S.No	Name of the channel	Declared as SD or HD
		329	Zee Punjabi	SD
		330	Zee Thirai	SD
		331	Zee Picchar	SD
		332	Zee Thirai HD	HD
		333	Zee Picchar HD	HD
		334	Zee Biskope	SD
39	Zee Media Corporation Limited	335	Zee 24 Taas	SD
		336	Zee Delhi NCR Haryan (Zee Odisha)	SD
		337	Zee Business	SD
		338	Zee Punjab Haryana Himachal	SD
		339	Zee Madhya Pradesh Chattisgarh	SD
		340	Zee Salaam	SD
		341	Zee 24 Kalak	SD
		342	WION	SD
		343	Zee Uttar Pradesh Uttrakhand	SD
		344	Zee Hindustan	SD
		345	Zee Bihar Jharkhand	SD
		346	Zee News	SD
		347	Zee Rajasthan News	SD
		348	Zee News HD	HD
40	Zoom Entertainment Network Limited	349	Movies Now	SD
41	Sidharth Broadcasting Private Limited	350	Sidharth TV	SD
		351	Jay Jagannath	SD
42	Sarthak Music Private Limited	352	Sidharth Bhakti	SD
		353	Sidharth Gold	SD
43	Kalaignar TV Pvt Limited	354	Kalaignar TV	SD
		355	Kalaignar Isai Aruvi	SD
		356	Kalaignar Siripolli	SD
		357	Kalaignar Murasu	SD
		358	Kalaignar Seithigal	SD

List of Major MSOs/HITS Operators

- 1. M/s. Siti Networks Limited.,**
1st Floor, FC-09, Gate No.03,
Sector-16-A Film City,
Noida-201301,
Tel: 0120-4526700
Website : www.sitinetworkslimited
Toll Free No. 1800 1234 001
- 2. M/s Den Networks Limited.**
236, Ground Floor, Okhla Industrial Estate,
Phase-III, New Delhi-110020
Website: www.den networks.com
Toll Free No. 1800 419 2020
- 3. M/s Hathway Digital Private Limited.**
805/606, 8th Floor, Windsor
Off CST Road, Kalina, Santacruz (East),
Mumbai-400098 (Maharashtra)
PH: 022-26001306,
Fax No: 022-26001307
Website : www.hathway.com
Toll Free No. 1800 4197 900
- 4. M/s GTPL Hathway.**
202, 2nd Floor,
Sahajanad Shopping Center
Opp. Swaminarayan Mandir
Shahibaug, Ahemdabad-38004
Ph: 079-30280340 / 41, 079-25626476 / 77
Website : www.gtpl.net
Toll Free No. 1800-419-0419
- 5. M/s NXT Digital Limited.**
IN Centre, 49/50 MIDC
12th Road, Andheri
MUMBAI-400093 (Maharashtra)
Ph: 022-28208585
Website : www.nxtdigital.co.in
Toll Free No. 18602120400 18002100400

- 6. M/s NXT Digital Limited (HITS)**
IN Centre, 49/50 MIDC
12th Road, Andheri
MUMBAI-400093 (Maharashtra)
Ph: 022-28208585
Website : www.nxtdigital.co.in
Toll Free No. 18602120400 18002100400
- 7. M/s Fastway Transmission Pvt. Ltd..**
SCO-16-17, Top Floor
Sector-34-A, Chandigarh
Ph: 0161-4044444
Website : www.fastway.in
Toll Free No. 18001026602
- 8. M/s Tamil Nadu ARASU Cable TV Corporation Ltd.**
11/22, Mangadusamy Street, Nungambakkam,
Chennai-600034
Ph: 044-2843 2911
Fax : 044-2843 2913
Website : www.tactv.in
Toll Free No. 1800 425 2911
- 9. M/s Kerala Communicators Cable Ltd.**
CC -22/491, Girnar, Kadavanthara,
Cochin-682020 (Kerala)
Ph: 0484-2316441
Website : www.kccl.tv
Toll Free No. 18004195755
- 10. M/s Thamizhaga Cable TV Communication Pvt. Ltd.**
Old No. 150, New No. 48, Sami Naicken Street,
Chinthadripet, Chennai-6000002 (T.N.)
Ph: 044-49272222
Website : www.tccl.co.in
Toll Free No. 1800-102-9845
- 11. M/s Asianet Digital Network Pvt. Network**
2A, 2nd Floor, Leela Infopark
Technopark, Kazahakuttom,
Thiruvananthapuram-695581 (Kerala)
Ph: 0471-2700995
Fax : 0471-2527878
Website : www.asianetdigital.co.in
Toll Free No. 1800 425 4725

- 12. M/s Kal Cable Private Ltd.**
No. 229, Kutchery Road, Mylapore,
Chennai-600004 (T.N.)
Ph: 044-49616161
Fax : 044-49616171
Website : www.scv.in
Toll Free No. 1800-102-0728
- 13. M/s V.K. Digital Network Pvt. Ltd.**
3-A-29, Willow Crest,
6th Main Road, R.A. Puram,
Chennai-600029 (T.N.)
Ph: 044-4242 8282
Website : www.vkdigital.co.in
Toll Free No. 18004199908

List of Pay DTH Operators

- 1. M/s. Tata Play Limited**
Tata Communications Complex,
Mandi Road, PO Chattarpur,
New Delhi – 110 074
Tel: 011-6616 3000
Fax-022-6616 3030
Website : www.tatasky.com
Toll Free No. 18002086633
- 2. M/s Dish TV India Ltd.**
FC-19, Sector-16A, Film City,
Noida-201301
Tel: 91-120-2467005 / 2467000
Fax: 91-120-4357082
Toll Free No. 18002583474 (Dish), 1800212212 (d2h)
Website : www.dishtv.in
- 3. SUN Direct TV(P) Ltd.**
Murasoli Maran Towers, 73, MRC Nagar,
Main Road, MRC Nagar, Chennai – 28
PH: 044-44676767, Fax No 044-40679191
Website : www.sundirect.in
Toll Free No. 18001037575
- 4. Bharti Telemedia Ltd.**
Airtel Centre, Plot No 16,
Udyog Vihar Phase IV,
Gurgaon – 122 015
Ph: 0124-4222222
Fax : 0124-4248063
Website : www.airtel.in
Toll Free No. 18001036065

Annexure 5.4**List of 1113 existing cities with operational FM Radio Channels in India as on 31st March, 2023**

S.No.	City	Category	Channels
1	Agartala	D	2
2	Agra	B	4
3	Ahmedabad	A	6
4	Ahmednagar	C	4
5	Aizwal	D	3
6	Ajmer	C	4
7	Akola	C	4
8	Alappuzha	C	2
9	Aligarh	C	4
10	Allahabad	B	4
11	Amravati	C	1
12	Amritsar	B	4
13	Asansol	B	3
14	Aurangabad	C	4
15	Bareily	C	4
16	Bengaluru	A	8
17	Bhadarwah	Others	1
18	Bharuch	D	2
19	Bhavangar	C	2
20	Bhopal	B	4
21	Bhubaneshwar	C	4
22	Bikaner	C	4
23	Bilaspur	C	3
24	Chandigarh	C	4
25	Chennai	A+	7
26	Coimbatore	B	4
27	Dehradun	C	1
28	Delhi	A+	9

S.No.	City	Category	Channels
29	Dhule	C	3
30	Dhubri	Others	1
31	Durg-Bhillaina	D	1
32	Erode	C	2
33	Gangtok	D	2
34	Godhara	D	1
35	Gorakhpur	C	4
36	Gulbarga	C	1
37	Guwahati	C	4
38	Gwalior	C	4
39	Haflong	Others	1
40	Hissar	D	4
41	Hubli - Dharwad	C	2
42	Hyderabad	A	8
43	Indore	B	4
44	Itanagar	D	2
45	Jabalpur	B	4
46	Jaipur	A	6
47	Jalandhar	C	4
48	Jalgaon	C	4
49	Jammu	C	4
50	Jamnagar	C	2
51	Jamshedpur	B	4
52	Jhansi	C	4
53	Jodhpur	C	4
54	Junagarh	D	2
55	Kannur	C	3
56	Kanpur	A	6
57	Karnal	D	3
58	Kargil	Others	2
59	Kathua	Others	2
60	Kochi	B	4

S.No.	City	Category	Channels
61	Kolhapur	C	4
62	Kolkata	A+	7
63	Kota	C	4
64	Kozhikode	C	4
65	Lucknow	A	6
66	Leh	Others	3
67	Madurai	B	4
68	Mangalore	C	3
69	Mehsana	D	2
70	Mumbai	A+	9
71	Muzaffarpur	C	4
72	Mysore	C	3
73	Nagpur	A	6
74	Nanded	C	3
75	Nasik	C	4
76	Nellore	C	1
77	Palampur	D	1
78	Panaji	D	2
79	Patiala	C	4
80	Patna	C	4
81	Porbandar	D	1
82	Punch	Others	2
83	Puducherry	C	4
84	Pune	A	6
85	Raigarh	D	1
86	Raipur	C	3
87	Rajahmundry	C	3
88	Rajkot	B	4
89	Ranchi	C	4
90	Rourkela	C	2
91	Salem	C	2
92	Sangli	C	4

S.No.	City	Category	Channels
93	Shillong	D	3
94	Shimla	D	3
95	Sholapur	C	4
96	Siliguri	C	3
97	Srinagar	C	4
98	Surat	A	6
99	Thiruvananthapuram	C	4
100	Thoothukudi	C	2
101	Thrissur	C	3
102	Tiruchirappalli	C	3
103	Tirunelveli	C	3
104	Tirupati	C	3
105	Udaipur	C	4
106	Ujjain	C	1
107	Vadodra	B	4
108	Varanasi	B	4
109	Vellore	C	2
110	Veraval	D	1
111	Vijayawada	B	3
112	Vishakapatnam	B	3
113	Warrangal	B	3
	Total		388

Source: As reported by Private FM Radio Service Providers to TRAI

Disclaimer

The Information and Statistics contained in this report are derived from variety of sources but are mainly reliant on data obtained from Service Providers. This report does not constitute commercial or other advice. No warranty, representation or undertaking of any kind, express or implied, is given in relation to the information and statistics contained in this report.